



Used product acquisition, sorting and disposition for circular supply chains: Literature review and research directions

Lahiru Gunasekara^a, David J. Robb^a, Abraham Zhang^{b,*}

^a Department of Information Systems and Operations Management, Business School, The University of Auckland, Private Bag 92019, Auckland 1142, New Zealand

^b Management, Work and Organisation Division, Stirling Management School, University of Stirling, Stirling, FK9 4LA, Scotland, UK

ARTICLE INFO

Keywords:

Product take-back
Returns management
Circular economy
Circular supply chain
Closed loop supply chain
Literature review

ABSTRACT

The vision of a circular economy (CE) inspires firms, governments, and scholars alike. The transition is underway in both practice and the literature, but success depends on the effective implementation of circular supply chains (CSCs), which encompass acquiring used products, sorting them by type and quality, and deciding which to dispose to various processing options. We review 131 high-impact journal articles on returns acquisition, sorting, and disposition (ASD) over the decade 2012–2021 to assess the current status of ASD research for CSCs and to discuss important research directions for supporting the transition to a CE. Uniquely synthesising the state of the art on all these three overarching decision areas, we find aspects of CSCs prominent in the decade's research agenda, such as closed loop supply chain coordination and ASD for remanufacturing, and highlight growing coverage of behavioural considerations. Research applicability has been constrained by a lack of empirical studies, limited practical validation of mathematical models, a focus on economic objectives, and restrictive modelling assumptions about behaviour and uncertainty in returns. We recommend further research in each part of ASD to facilitate a CSC, and as a whole, for transitioning to a CE. CE concepts such as joint decision-making between product design and returns management, cross-sector collaboration, and product-service systems should inform the agenda for CSC research.

1. Introduction

Not only is faster transition to a circular economy (CE) with its ultimate goal of eliminating waste and pollution crucial environmentally, but CE business models promise to outperform linear ones financially. In a striking recent global survey of 150 businesses, all firms averaged 6%–50% more revenue growth than competitors since adopting CE initiatives such as used product take-back (George, 2021a). A “take-back programme” is a firm's initiative to collect used products from consumers. Examples include take-back initiatives of H&M, Zara, Dell, HP and more recently, Walmart. Take-back in turn hinges on obtaining sufficient used products (i.e., *acquisition*, *A*); classifying them accurately by type and quality (*sorting*, *S*); and deciding their value-recovery option (*disposition*, *D*). Yet while take-back, driven also by regulatory and ethical imperatives, is increasingly common (Kant Hvass and Pedersen, 2019), the practice is young and challenging, so lacks full practitioner expertise (Corsini et al., 2020; Whalen et al., 2018). Uncertainty of quality, quantity and timing of returns significantly complicates it (Ferguson and Souza, 2010): Items arrive via varied channels, from

numerous consumers, under diverse circumstances (Giri and Sharma, 2016). Many firms still miss their self-set take-back targets (George, 2021b) and the best or fastest transition path to a CE is not necessarily being followed.

From an academic perspective, A, S, and D (ASD) decisions have been commonly referred to as tactical level concerns in supply chain management (SCM) as opposed to strategic (e.g., product design, network design, whether to engage in take-back) or operational (e.g., disassembly planning, scheduling, process planning) level decisions (Ferguson and Souza, 2010). The integration of CE principles into SCM leads to circular supply chains (CSCs) which are more inclusive than closed loop supply chains (CLSCs) in value-recovery operations (Farooque et al., 2019). CSCs may employ two circularity archetypes depending on how materials are re-circulated (A. Zhang et al., 2021): (i) Closed loop circularity/CLSC entails the value-recovery from returns in the producer's original supply chain. CLSCs often entail material disposal, as full value-recovery within the original supply chain is challenging. For example, Dell acquires and remanufactures its used computers by disposing of some non-functional components. (ii) Open

* Corresponding author.

E-mail addresses: l.gunasekara@auckland.ac.nz (L. Gunasekara), d.robb@auckland.ac.nz (D.J. Robb), abraham.zhang@stir.ac.uk (A. Zhang).

<https://doi.org/10.1016/j.ijpe.2023.108844>

Received 2 August 2022; Received in revised form 13 March 2023; Accepted 16 March 2023

Available online 22 March 2023

0925-5273/© 2023 The Authors. Published by Elsevier B.V. This is an open access article under the CC BY license (<http://creativecommons.org/licenses/by/4.0/>).

loop circularity involves firms from different supply chains working together to maximise resource use. For instance, HP feeds any materials remaining after remanufacturing into local supply chains for further value-recovery. Thus, both archetypes necessarily involve A, S and D for the reverse flow of materials.

Studies on CSCs are burgeoning (Farooque et al., 2019; Genovese et al., 2017; MahmoudGonbadi et al., 2021). However, there is no comprehensive review of the latest research in ASD decisions in the context of CSCs. The extant reviews have focused on acquisition more than sorting or disposition, and none treat all three. Moreover, acquisition studies mainly address acquisition decisions for a specific purpose (e.g., remanufacturing; Sitcharangsie et al., 2019) or selected topics (e.g., forecasting; Agrawal et al., 2015), but none consider all CSC dimensions (See Section 2.1 for the CSC dimensions). Table 1 characterises six earlier reviews treating returns ASD decisions, and contrasts with ours that fills the gap. We systematically review ASD decision making in CSCs, addressing both closed loop and open loop circularity archetypes. Only 39 articles from earlier reviews overlap with our paper.

Our review is motivated by both practice and research needs. We consulted fifteen businesses with current and upcoming take-back initiatives, who all responded that they would value a review of this type

Table 1
Literature reviews on acquisition, sorting and disposition decisions.

Reference	Period	Number of articles	Articles also in our review	Scope
Rizova et al. (2020)	Until 2019	241	29	<ul style="list-style-type: none"> • Systematic review of remanufacturing decision-making. • Review some A and D decisions (channel selection, acquisition effort and disposition) briefly.
Sitcharangsie et al. (2019)	1996–2018	100	12	<ul style="list-style-type: none"> • Systematic review of remanufacturing decision-making. • Review some ASD decisions (acquisition effort and disposition) briefly.
Jena and Sarmah (2016)	2000–2014	92	2	<ul style="list-style-type: none"> • Content analysis. • Review some A decisions (acquisition channel and acquisition effort) briefly.
Wei et al. (2015)	Until 2014	87	13	<ul style="list-style-type: none"> • Review of used product acquisition for remanufacturing. • Review A and S decisions (forecasting, channel selection, acquisition effort and, sorting).
Agrawal et al. (2015)	1986–2015	242	6	<ul style="list-style-type: none"> • Review of five selected issues in reverse logistics. • Two of the issues include some A and D decisions (forecasting and disposition).
This review article	2012–2021	131	–	<ul style="list-style-type: none"> • Systematic review of ASD decision-making in CSCs. • Cover all the three parts of ASD decisions. • Discuss future ASD research for transitioning to a CE.

for their decisions. With the growing adoption of take-back schemes, scholars should be familiar with the status of research and areas warranting more research. Both scholars and practitioners will find value in how ASD practice and research could assist the transition to a CSC as legislatures and academic institutes prioritise their CE agenda. Accordingly, we ask three research questions: (1) What is the current state of research in used product returns ASD for CSCs? (2) How does ASD research provide insights to practitioner decision-making? and (3) How could CE principles better inform future research directions in returns ASD for CSCs?

Besides being more up to date in this fast-moving field, in answering the research questions our review synthesises the state of the art more fully, by assessing the impact of all three overarching decision areas of ASD (and areas within A) on CSC activities with a focus on how literature can more fully promote the transition to a CE. We also tabulate, and describe gaps around, coverage of five key research considerations we discerned – uncertainty, legislation, industry, technology, and behaviour – and devote an additional section to current coverage of behaviour as the consideration of stand-out significance. Thus, we provide a systematic overview; identify gaps, flaws and limitations; and suggest research avenues in, SCM, Operations Management, Operational Research, and Business Management. Our insights into ASD practices should also help policymakers and firms dealing with returns, like recyclers, retailers, and remanufacturers, grasp the ASD decisions in a CE context.

Among highlights, we find CLSC coordination for ASD, ASD for remanufacturing, and other aspects of CSCs dominated the decade. Open loop circularity and secondary markets, both important to CSC, were under-studied, as were behaviours of individuals. Moreover, scant empirical studies, little practical validation of mathematical models, a focus on economic goals and high-value items, and restrictive modelling assumptions about behavioural considerations and uncertainty in returns, all limited the literature's applicability. Considering returns from open loop circularity applications, understanding the conditions for sorting and sorting errors, and considering end-of-use disposition decisions at the product design stage are significant for future ASD research. In addition, legislation's role, especially in sorting and disposition, needs more exploration. How behaviour and technology affect A, S, and D are also significant for research and practice. Overall, we find only modest coverage of CSC and broad claims of CE relevance, rather than analysis of how to transition to it via CSCs. For transition, CE concepts such as joint decision-making between product design and returns management, cross-sector collaboration, and product-service systems could inform the agenda for CSC research.

This article proceeds as follows. Section 2 elaborates and justifies our theoretical framework. Section 3 delineates the methodology and scope. Sample statistics occupy Section 4. Section 5 discusses results on the current state of ASD research by decision area. In Section 6, we summarise knowledge gaps under headings of methods and assumptions, circularity archetypes, and the five key considerations, which raise individual research avenues to address them. Section 7 proposes future research directions specifically to support a transition across the board to a CE. Conclusions are in Section 8.

2. Theoretical framework and review themes

2.1. Theoretical background

EMF and McKinsey (2015) presented a six-action framework that can transition a linear economy to a circular one: regenerate, share, optimise, loop, virtualise, and exchange - the ReSOLVE framework. The *Regenerate* lever calls for a shift to renewable materials and energy and a safe return of biological nutrients to the biosphere to regenerate health of ecosystems. The *Share* lever exploits synergies between the sharing economy and the CE, while the *Optimise* lever lifts efficiency and performance of products, processes and supply chains. The *Loop* lever keeps

components and materials in use, and the *Virtualise* lever delivers utility virtually. The *Exchange* lever replaces old with new materials, products, services, technologies, and business models to enhance resource circularity.

A CSC mainly relates to the loop lever, focusing on the material flow of a CE. CSC goes beyond a CLSC to include open loop circularity (Farooque et al., 2019; Genovese et al., 2017). Whereas open loops may convert used products to inputs for a different supply chain, in CLSCs, forward channel members take back to recover value in the same supply chain. Realistically, this is unlikely to eliminate waste, whereas by opening the loop, CSC members collaborate with firms outside the original supply chain to recover complete value from the returns. CSC is multidimensional (see Fig. 1), encompassing CLSC, remanufacturing supply chain, reverse supply chain (RSC), recycling supply chain, and industrial symbiosis (where one firm's disposed materials become another's inputs). Note that open loop circularity does not appear as a separate dimension but as a characteristic of all but CLSC dimension. A, S, and D are common to all CSC dimensions. Used products are acquired from primary and secondary markets, then sorted, and decisions made about value-recovery options via any CSC dimension. See A. Zhang et al. (2021) for an explanation of these dimensions.

2.2. Literature analysis framework

Under our overarching ASD structure, the review framework divides the literature more finely into a total of five decision areas, whereby the first splits into three: returns forecasting, acquisition effort, and channel selection (all three parts of acquisition); sorting process; and disposition. We inductively developed the framework as an outcome of reviewing the selected 131 papers. There are some overlaps and dependencies, but we follow academic literature and common practice that consider them separate and sequential activities. Fig. 2 conceptually maps the five decision areas. The paper reports them in this order (Sections 5.1-5.3); but within each area it clusters, compares and contrasts articles as illustrations of certain themes - topics or arguments we discern in the literature.

This five-area framework is based on problem-specific literature seeking to manage the quantity, quality, timing and value-recovery of returns. More specifically, *forecasting* decisions concern methods to estimate the quantity, quality and/or timing of used product returns. Logically, forecasting could be part of A, S, or D, but is more applicable to A and is usually the first decision area in practice. *Acquisition effort*

essentially means the time, cost and other resources a firm uses to acquire returns. By deciding acquisition effort, firms control the flow of returns. Acquisition effort is not sequential but may spill over into forecasting and channel selection. However, in the literature, forecasting applies to determining returns that are independent of acquisition effort. Variability of returns partly depends on which supply chain member acquires the products - *channel selection* decisions. For example, a remanufacturer may acquire returns without using a third-party collector. However, this may limit acquisition quantity. In acquisition effort studies, acquisition decisions are considered under pre-determined supply chain channel structures, whereas channel selection decisions choose freely from a set of supply chain options by comparing acquisition effort and other economic, environmental and/or social parameters. At or after the acquisition, *sorting* decisions reduce uncertainty in quality to allocate returns to various value-recovery operations. Finally, *disposition* decides which value-recovery options or combinations yield most value.

For the five decision areas mentioned above, the ASD literature suggests several influential factors-uncertainty, legislation, industry, technology, and behaviour, to consider for research. Thus, we incorporate these five research considerations into our literature analysis framework. The first consideration refers to whether the research incorporates uncertainty into decision-making (e.g., uncertainty relating to returns quantity, quality and timing, remanufacturing yield, lead time and capacity, and demand for value-recovered products). Indeed, one of the characterising features of RSCs is uncertainty from multiple sources (De Lima et al., 2021). Second, legislation relates to whether the study has considered the impact of regulations on decisions (Morseletto, 2020). According to Ponte et al. (2021), companies in competitive marketplaces may not include reverse logistics activities in their supply chains until regulation mandates it. Industry applications demonstrate the research's feasibility and associated benefits (Liao et al., 2021). As such, thirdly, we consider whether the research uses industry data for model validation or discusses how to apply the results to industry. Technologies emerge as a feasible approach for increased value creation in used product take-back (Tozanli et al., 2020). Accordingly, fourth, technology concerns whether technology has been a tool to support ASD decision-making (Gebhardt et al., 2021). Finally, we examine whether the research incorporates behavioural aspects of supply chain members, employees and/or consumers (Pournader et al., 2021). We also single out behavioural concerns affecting ASD decisions as an additional sub-section (Section 5.4) due to their special significance in sustainable SCM research (Pournader et al., 2021; Seuring and Müller, 2008). ASD literature acknowledges decisions are significantly affected by the behaviour of supply chain members (e.g., Li et al., 2021; Simpson et al., 2019). Industry examples also show the importance of behavioural considerations in ASD decision-making to reduce uncertainty in returns' quantity, quality, and timing. We asked 15 firms in New Zealand, China, and the USA about the value of incorporating behaviour in ASD research. They were near unanimous in noting that behaviours of customers, employees and supply chain partners significantly impact take-back programmes.

3. Methodology and scope

3.1. Scope of review

Our basic scope, used product ASD literature, narrows to two types of products taken back, end-of-use (EOU) and end-of-life (EOL) products, rather than commercial returns (Gaur and Mani, 2018). Commercial returns (only 6–10% of sales) occur early, usually within the warranty period (Shaharudin et al., 2019), and mostly depend on product characteristics. See Abdulla et al. (2019) for a review. A further narrowing, whereby sorting means only within one product type, is explained at Section 5.2. EOU returns are those available for a "second life" through value-recovery (Gaur and Mani, 2018). EOL returns have exhausted

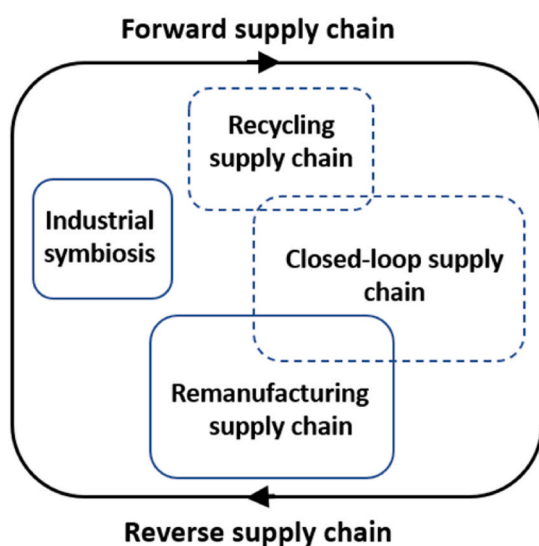


Fig. 1. Dimensions of a circular supply chain. Source: Adapted from A. Zhang et al. (2021).

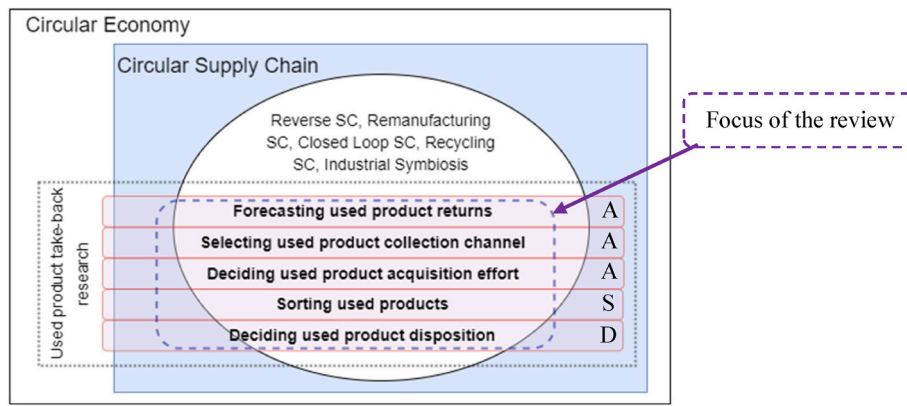


Fig. 2. Subject map of the review.

their useful life, due mostly to obsolescence or major damage (Shaharudin et al., 2019). Notably for our behaviour consideration, the quantity, quality, and timing of both depend heavily on consumer behaviour (Tsiliyannis, 2018).

3.2. Literature selection and content analysis process

For rigorous synthesis of ASD literature, we used a systematic literature review (Durach et al., 2017; Seuring and Gold, 2012; Tranfield et al., 2003), shedding light on common practice and gaps. We contribute to CE literature by taking a “deductive-internal” approach as identified by Seuring et al. (2021). Accordingly, we use constructs from A, S and D literature to review the material and then analyse how A, S and D decisions should facilitate the transition to a CSC.

Fig. 3 illustrates key steps of the literature selection methodology and numbers of articles remaining after the steps. The Scopus database was chosen for its broad coverage of disciplines (Harzing and Alakangas, 2016) and its high-quality content (Farooque et al., 2019). Since pre-2012 work has been reviewed in multiple studies, and ASD literature

tracks fast-moving practice, we review articles available online from January 01, 2012 to December 31, 2021. However, we sometimes make points using sources before this. We further restrict the search to peer-reviewed scientific articles in English. Table 2 shows in six sets the many synonyms we used for supply chain, circular economy, (used) products, acquisition, sorting, and disposition decision, respectively, as search terms to catch pertinent articles. The three authors met repeatedly to review search keywords and results, so the process comprehensively identified the most relevant publications. Table 3 shows how we searched the literature on acquisition, sorting and disposition respectively using three distinct fourfold combinations of these search term sets. Fields searched were titles, abstracts and the articles’ self-provided keywords. Table 3 abbreviates the sets by the number from Table 2: e.g., (1) represents (Supply Chain OR Logistics OR Operations Management). The lead author followed Seuring and Gold’s (2012) content analysis procedures to code publications, by the five decision areas from Section 2. Ambiguity was resolved by discussions amongst the co-authors.

We retained only those articles published in journals with a Chartered Association of Business Schools (CABS) 2021 ranking of 2 or higher, leaving 251 studies. By reading all abstracts, introductions and conclusions, we applied the following inclusion and exclusion criteria to filter the 251 articles:

- a) Focuses on an ASD decision; AND/OR

We retained articles that forecast the quantity, quality and timing of returns or decide about acquisition effort, acquisition channel, sorting categories, or the best value-recovery option for acquired used products. This includes both modelling and empirical studies. However, we excluded articles that simply analysed the general value of different disposition options or identified barriers and enablers of ASD operations as such studies do not directly deal with ASD decisions.

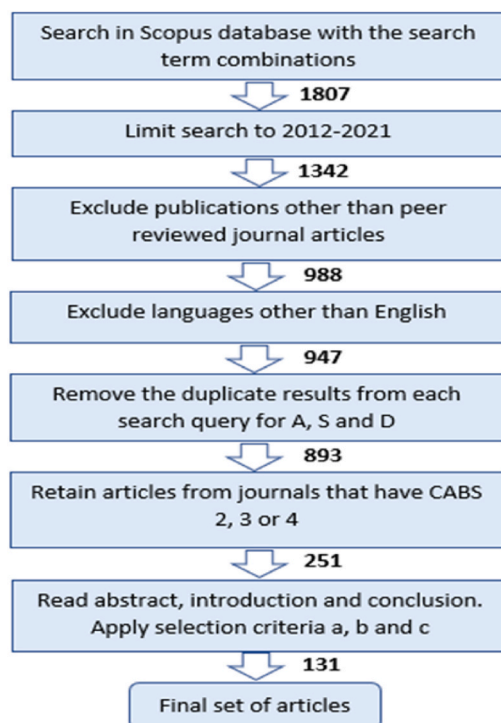


Fig. 3. Selection process of the reviewed articles.

Table 2

Search terms used for literature search.

Search term set 1	Supply Chain OR Logistics OR Operations Management
Search term set 2	Circular OR Closed loop OR Closed-loop OR Regenerative OR Restorative OR Reverse OR Remanufacturing OR Recycling OR Industrial symbiosis
Search term set 3	Product OR Core OR Good OR Item OR Return OR End of life OR End of use OR End-of-life OR End-of-use
Search term set 4	Acquisition OR Obtain OR Take back OR Take-back
Search term set 5	Sort* OR Grad* OR Inspect* OR Classif*
Search term set 6	Disposition decision OR Disposition option OR Recovery decision OR Recovery option

Table 3
Search criteria for the three overarching decision areas.

Topic	Search query (refer to Table 2)	Results after search in Scopus	Results after removing duplicates
Acquisition	(1) AND (2) AND (3) AND (4)	777	400
Sorting	(1) AND (2) AND (3) AND (5)	909	451
Disposition	(1) AND (2) AND (3) AND (6)	119	42
Total		1805	893

b) Contributes to how an exogenous ASD variable impacts other CSC decisions; AND/OR

We included studies that analysed how exogenously-set returns quantity, quality and timing affected CSC decision-making.

c) Focuses on a factor affecting ASD of returned products

We retained the studies that focused on how one or more research considerations (i.e., uncertainty, legislation, industry, technology, and behaviour), as outlined in the literature analysis framework, directly affected ASD decisions.

Our final list comprises 131 articles. Fig. 4 presents the area-weighted Venn diagram of the articles' focal areas. The intersections represent articles that cover two/three areas, rather than inherent overlap of concepts.

4. Sample statistics

Fig. 5 shows publication dates of the 131 articles reviewed, which come from 28 journals. ASD coverage is fragmented; most (15) journals only have one article. Table 4 summarises the distribution of journals with at least two reviewed articles. For each journal, we indicate the number of articles reviewed relative to the journal's total published articles in-period, and its 5-year Impact Factor. This reflects journals' emphases and may help scholars make submission decisions.

The geographic dispersion of ASD authors (not shown) is limited. The first authors of 56% of the studies are affiliated to three countries (China, 30%; USA, 16%; India, 10%). The other 44% are dispersed among 22 countries, none contributing over 5%. Also not shown, 43 (33%) of the articles refer to their models as applicable to one product type, 11 consider multiple products (9%), while the rest take a general approach. Electronic equipment as a general category (circuit boards, hard disks, mobile phones, personal computers, home appliances, etc.) leads the list: considered 23 times. Automobile parts (spare parts, engines, electric vehicle batteries, oil pump, timing cover, etc.) are assessed in 10 articles. Other products include industrial equipment, apparel, kitchen equipment, retreaded tyres, military equipment, and

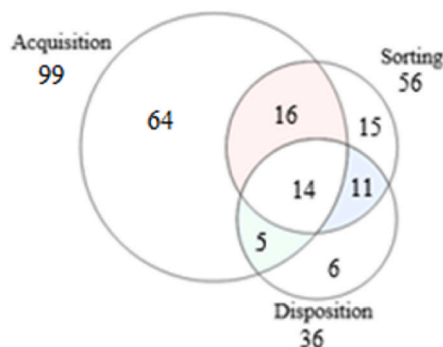


Fig. 4. Three overarching areas as focused on by the review.

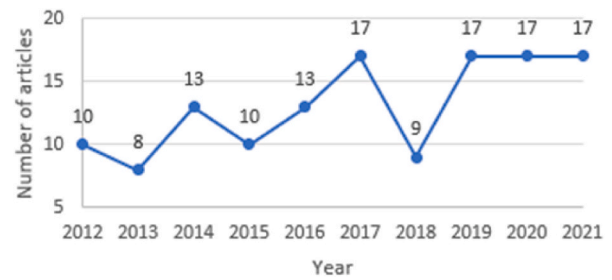


Fig. 5. Number of articles from 2012 to 2021.

Table 4
Distribution of the articles from journals with at least two reviewed articles.

Journal name	Number of articles reviewed	As a % of journal's total publications	Five-year Journal Impact Factor (2020)
Journal of Cleaner Production	39	0.15	9.444
International Journal of Production Economics	19	0.58	9.003
International Journal of Production Research	19	0.39	8.568
European Journal of Operational Research	13	0.19	5.808
Computers and Industrial Engineering	7	0.12	5.518
Omega	3	0.02	8.551
Production and Operations Management	3	0.19	4.930
Industrial Management and Data Systems	2	0.21	4.379
Journal of Business Economics	2	0.18	1.734
Journal of Operations Management	2	0.50	13.023
Journal of the Operational Research Society	2	0.12	3.050
Production Planning and Control	2	0.19	6.800
Int. J. of Physical Distribution & Logistics Management	2	0.47	7.824

milk bottles.

The keyword co-occurrence network diagram (Fig. 6) demonstrates the research foci of the articles. We report the articles' self-assigned keywords which occur at least four times. Node sizes reflect the overall frequency; distances between nodes, the frequency of co-occurrence in an article. Thicker links mean more closely related pairs. Many articles co-use the keywords CLSC, RSC, and remanufacturing, but recycling or industrial symbiosis are less frequent. Three main related study clusters emerge: (i) CSC (red); (ii) used product ASD (green); and (iii) supply chain coordination (blue).

5. Review results

This section discusses review results according to our five decision areas from Section 2.2: acquisition, in terms of returns forecasting, acquisition effort and channel selection (Sections 5.1.1-5.1.3); quality uncertainty and returns sorting (Section 5.2); and disposition (Section 5.3). Accompanying them, Tables 5-9 summarise selected themes within each decision area. They also tabulate the modelling approach, performance measures, and the prevalence of our five key research considerations – uncertainty, legislation, industry, technology, and

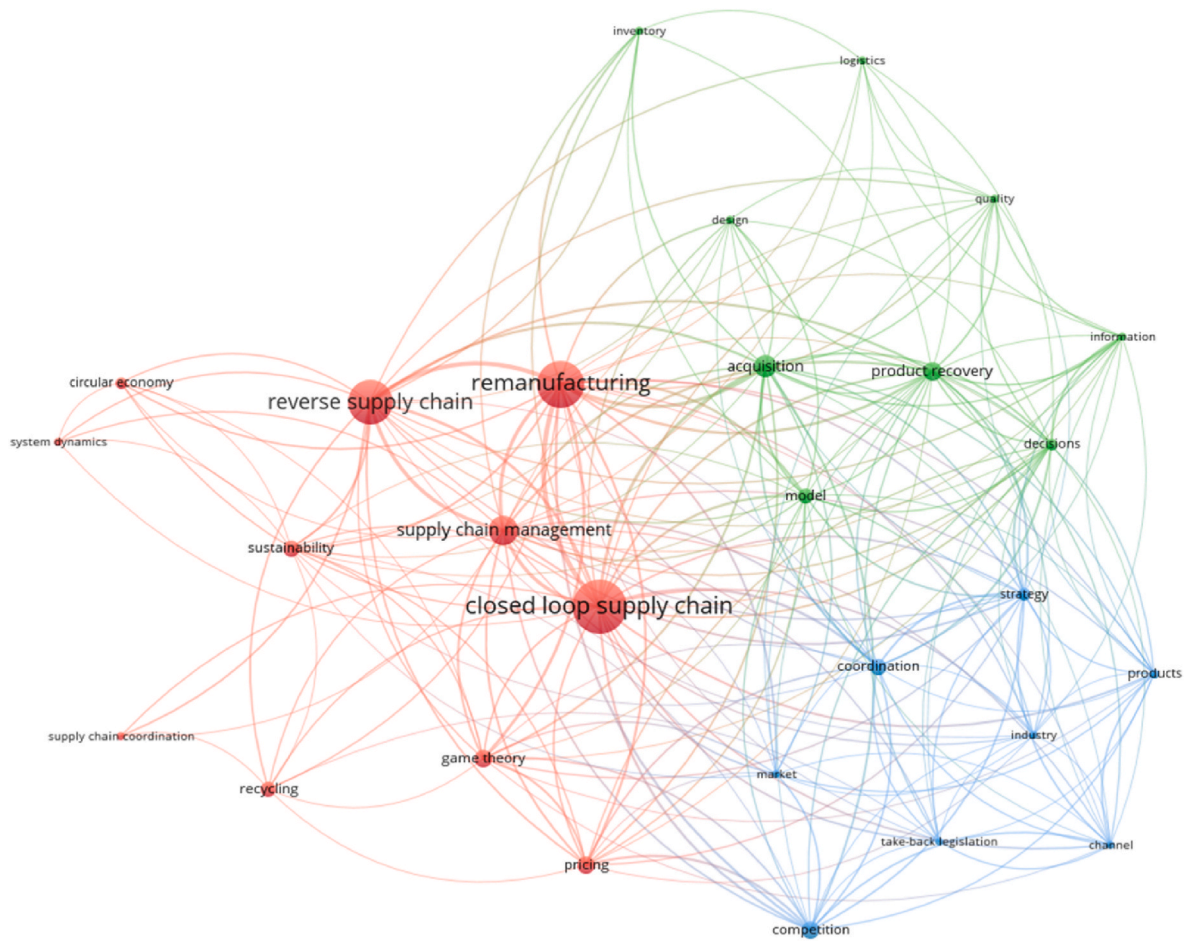


Fig. 6. Keyword co-occurrence network diagram.

Table 5
Summary of returns forecasting studies within acquisition literature.

Reference	Forecast Parameter		Number of periods	Modelling approach	Considerations				
	Quantity	Quality			Uncertainty	Legislation	Industry	Technology	Behaviour
Goltsos et al. (2019)	✓		Single	Z	✓		✓	✓	
Tsiliyannis (2018)	✓	✓	Multi	C	✓		✓		
Clotley (2016)	✓		Multi	B					
Clotley and Benton (2014)	✓		Single	B			✓		
Krapp et al. (2013)	✓		Single	B					
Clotley et al. (2012)	✓		Single	B			✓		

Key to Table 5:

Modelling approach: B- Bayesian estimation of the distributed lag; C- Monte Carlo simulation; Z- Simulation-based optimisation.

behaviour. These later become the basis for gap analyses in Section 6. Secondly, Section 5.4 discusses results on a stand-out consideration, behaviour.

5.1. Used product acquisition

5.1.1. Returns forecasting

Forecasting is a logical first decision area – albeit covered little (six studies out of 131). Forecasting helps managers predict used products returns patterns to enable informed decisions for CSC activities (Clotley et al., 2012). Thematically, this decision area is dominated by debates over modelling approach and number of periods (see Table 5), and reflects industry more than in the other four key considerations, likely as product characteristics greatly influence returns pattern. Many studies assume that future periods returns relate linearly to past sales and recent

product returns. Mathematical models capture this dependency in single-period-ahead (Krapp et al., 2013) or multiple-periods-ahead (Clotley, 2016) returns quantity forecasts (Clotley and Benton, 2014). Of the two, the latter applies better to product acquisition planning, as the typical sequence of activities involves planning for a fixed number of periods, implementing the first decision, and rolling the horizon to the next decision period.

As per Table 5, Krapp et al. (2013) use a Bayesian estimation of the distributed lag (BEDL) model with a discrete Poisson delay function to forecast returns. However, Clotley et al. (2012) had shown that such a model with a discrete delay function to account for continuous time can cause biases. Instead, they developed a method to estimate a continuous exponential delay function in the distributed lag model, which Clotley and Benton (2014) expanded to any specified continuous delay function. Clotley (2016) extends distributed lag models to multi-period

Table 6
Summary of acquisition effort studies within acquisition literature.

Reference	Supply chain members						Supply chain Focus		Returns			Performance measure	Modelling approach	Considerations				
	Supplier	Re/ manufacturer	3P remanufacturer	Retailer	3P collector	Independent remanufacturer	Integrated- firm	Supply chain coordination	Passive	Deterministic	Random			Uncertainty	Legislation	Industry	Technology	Behaviour
Jauhari et al. (2021)	✓			✓			✓				✓	P	A	✓	✓			
Cai et al. (2021)	✓			✓			✓	✓			✓	P	G					✓
Matsui (2021)	✓				✓			✓			✓	P	G					✓
Xintong et al. (2021)	✓						✓				✓	P/S	G	✓	✓			✓
Liao et al. (2021)	✓						✓					P	A	✓			✓	
Liao and Li (2021)	✓			✓			✓				✓	E	I	✓			✓	
Li et al. (2021)	✓						✓				✓	P	G		✓			
Iqbal and Kang (2021)	✓						✓				✓	P	N			✓		✓
Ponte et al. (2020)	✓						✓			✓		P	A					
Zheng et al. (2020)	✓						✓			✓		P	N		✓			
Hosseini-Motlagh et al. (2020c)	✓				✓		✓	✓			✓	P	G					✓
Hosseini-Motlagh et al. (2020b)	✓	✓			✓		✓	✓			✓	P	G			✓		✓
Esenduran et al. (2020)	✓				✓		✓					P	G	✓	✓			✓
Kleber et al. (2020b)						✓		✓			✓	P	G					✓
Tozanlı et al. (2020)	✓						✓				✓	P	D	✓			✓	
Liu et al. (2020)	✓			✓	✓		✓	✓			✓	P	G					✓
Hosseini-Motlagh et al. (2020a)	✓			✓			✓	✓			✓	P	G				✓	✓
Alizadeh-Basban and Taleizadeh (2020)	✓			✓				✓			✓	P	G		✓		✓	
Bansal et al. (2020)	✓						✓				✓	P	N					
Lechner and Reimann (2020)	✓						✓				✓	P	N	✓	✓			
Lechner and Reimann (2020)	✓						✓				✓	P	N	✓	✓			
Farahani et al. (2019)			✓				✓				✓	P	N	✓		✓		
Taleizadeh and Sadeghi (2019)	✓		✓	✓				✓			✓	P	G				✓	✓
Narayana et al. (2019)							✓				✓	P	V					✓
Li et al. (2019)	✓						✓	✓			✓	P	G					✓
Li et al. (2019)	✓			✓			✓	✓			✓	P	G	✓				✓
Taleizadeh et al. (2019)	✓	✓		✓	✓		✓				✓	P/E/S	T	✓		✓	✓	✓
Hong and Zhang (2019)	✓		✓					✓			✓	P	G					✓
Simpson et al. (2019)	✓						✓					P/E	X					✓
Wang et al. (2019)	✓			✓			✓	✓			✓	P/E/S	G					✓
Franco (2019)												P/E/S	V					✓
Ponte et al. (2019)	✓						✓				✓	P	A	✓				

(continued on next page)

Table 6 (continued)

Reference	Supply chain members						Supply chain Focus		Returns			Performance measure	Modelling approach	Considerations				
	Supplier	Re/ manufacturer	3P remanufacturer	Retailer	3P collector	Independent remanufacturer	Integrated- firm	Supply chain coordination	Passive	Deterministic	Random			Uncertainty	Legislation	Industry	Technology	Behaviour
Bal and Satoglu (2018)							✓			✓		P/E/S	Y			✓		
Xie et al. (2018)	✓			✓								P	G				✓	
Bhattacharya et al. (2018)	✓						✓				✓	P	N					
Gu et al. (2018b)												P	G				✓	
Gu et al. (2018a)												P	G				✓	
van Loon and Van Wassenhove (2018)	✓						✓			✓		P	T	✓		✓		
Wang et al. (2017)	✓			✓			✓	✓				P	G			✓	✓	
He (2017)	✓				✓		✓	✓				P	G	✓				
Huang and Wang (2017)	✓			✓	✓					✓		P/E	G				✓	
Hahler and Fleischmann (2017)												P	G	✓		✓	✓	
Heydari et al. (2017)	✓			✓	✓		✓	✓		✓		P	G		✓		✓	
Alegoz and Kaya (2017)					✓		✓				✓	P	K	✓				
Gaur et al. (2017)	✓						✓					P	X/Q					
Masoudipour et al. (2017)												P	N			✓		
Liu et al. (2016)	✓		✓					✓		✓		P	G		✓		✓	
Hong et al. (2016)	✓			✓	✓			✓		✓		P	G					
V. V. Agrawal et al. (2016)	✓		✓					✓		✓		P	G				✓	
Zhu et al. (2016)	✓							✓		✓		P	G		✓		✓	
Mutha et al. (2016)												P	S					
Dutta et al. (2016)												P	A	✓	✓		✓	
Wu and Wu (2016)	✓		✓					✓		✓		P	G				✓	
Aydin et al. (2016)	✓	✓		✓				✓		✓		P	G/U			✓		
Jena and Sarmah (2015)												P	X				✓	
Gönsch (2015)	✓		✓					✓				P	G				✓	
Wu (2015)	✓		✓					✓				P	G				✓	
Wei et al. (2015)	✓			✓								P	G	✓				
Xie et al. (2015)	✓						✓				✓	P	K	✓				
Das and Dutta (2015)												P	N	✓	✓		✓	
He (2015)	✓	✓					✓	✓				P	G	✓				
Kwak and Kim (2015)		✓					✓			✓		P/E/S	J			✓		
Gönsch (2014)	✓		✓					✓		✓		P	G				✓	
Jena and Sarmah (2014)	✓		✓				✓	✓		✓		P	G				✓	
Li et al. (2014)	✓				✓			✓				P	G		✓		✓	
Benedito and Corominas (2013)	✓						✓			✓		P	H	✓				
Pokharel and Liang (2012)	✓						✓	✓				P	A	✓				

(continued on next page)

Table 6 (continued)

Reference	Supply chain members				Supply chain Focus			Returns		Performance measure		Modelling approach			Considerations			
	Supplier	Re/manufacturer	3P manufacturer	3P collector	Retailer	Independent remanufacturer	Integrated-firm	Supply chain coordination	Passive	Deterministic	Random	Performance measure	Modelling approach	Uncertainty	Legislation	Industry	Technology	Behaviour
Corominas et al. (2012)	✓						✓					P	N					
Xu et al. (2012)	✓								✓			P	K					✓
Minner and Kiesmüller (2012)	✓	✓					✓					P	G					✓
Nenes and Nikolaidis (2012)	✓						✓					P	L					

Key to Table 6.

Performance measure: E- Environmental benefit; P- Profit; S- Social welfare.

Modelling approach: A- Analytical modelling; D- Discrete event simulation; F- Fuzzy theory; G- Game theory; H- Quadratic programming; J- Mixed integer nonlinear programming; K- Stochastic programming; L- Mixed integer linear programming; N- Nonlinear programming; Q- Multiple-criteria decision-making; R- Robust optimisation; U- Mathematical programming (algorithms); V- System dynamics simulation; W- Convex and concave programming; X- Multivariate; Y- Chance constrained programming; Z- Simulation-based optimisation.

forecasting. Goltsov et al. (2019) consider the value of item-level serialised data to characterise the returns distributions as opposed to estimating parameters of hypothesised distributions, e.g., by Clotthey et al. (2012) and Clotthey and Benton (2014). They find such an approach worthwhile for products with high-value, low-volume sales.

By assuming specific, or fixed-structure regressive, sales–returns relations, most studies so far continue to overlook the impact originating from factors such as consumer behaviour, demographics, technological change, green legislation, and firms’ competition to acquire returns. Recently, Tsiliyannis (2018) presents a 10-step forecasting procedure using Markov Chain Monte Carlo simulation (unique in this cluster) incorporating the above sources of uncertainty. His method showed about a 60% reduction in forecast error over previous BEDL models, and unlike those models, forecasts returns *quality*, based on the usage period of the returned product and the number of past recovery cycles.

5.1.2. Returns acquisition effort

Acquisition effort studies (75/131) far outnumber the other two acquisition decision areas. This may be as it occurs across the whole acquisition phase. The “acquisition function” relates a firm’s acquisition investments to returns volume. Table 6 shows themes that emerge: the supply chain members involved, the focus on integrated-firm or supply chain coordination approaches, and ultimately whether returns are passive, deterministic, or random. Returns on investment are thus a recurring issue, as we explain next.

Firms taking back used products incur an initial fixed investment in setting up the system and communicating to potential customers. Some consumers will spontaneously or “passively” return used products based only on their initial awareness. In such cases, modelling studies assume the collector’s marginal take-back costs are zero (Esenduran et al., 2020). However, a passive policy may not generate enough volume (Minner and Kiesmüller, 2012), whereas ongoing investments in take-back may (V. V. Agrawal et al., 2016).

Given this drawback, authors such as Jena and Sarmah (2014) and Wang et al. (2019) assume firms will prefer an active policy, where acquisition depends on the rate of investment in collecting, e.g., marketing activities, public relations and training front-line employees (Azevedo et al., 2021), but with no direct payment to consumers per unit of return. In this case, it may be assumed that higher investment raises returns acquisition (Bhattacharya et al., 2018). Moreover, an incentive paid per unit of return increases returns on the investments above (Azevedo et al., 2021). Along these lines, several papers consider quantity of returns as a *deterministic* function of the acquisition price (or discount) offered per unit of return. The acquisition function may be linear (Minner and Kiesmüller, 2012; Xie et al., 2015) or nonlinear (Corominas et al., 2012), such as increasing concave in acquisition price.

All the above cases consider the effect of acquisition price on the reverse flow of used products. However, another strand of the literature shows the acquisition price offered can also influence forward demand (Taleizadeh et al., 2019). Other dual effects may occur in competitive environments. For example, a channel’s return rate may depend on self- and cross-rewards offered to the customer by competitors (Zheng et al., 2021). Several studies have thus built *randomness* into the returns function (Ponte et al., 2019; He, 2015, 2017). Nevertheless, modelling studies generally consider acquisition effort to be monetary, entailing direct payments, i.e., acquisition price (He, 2015), or discounts, e.g., discount coupons (Azevedo et al., 2021), trade-in discounts on product returns (Das and Dutta, 2015), or a mix such as a trade-in value with a government consumption subsidy (Zhu et al., 2016). Sometimes consumers pay a fee to return used products. For example, suppose the product contains toxic materials. Here, collectors may charge consumers to deal with it (Jin et al., 2021; Xie et al., 2015). However, acquisition efforts can also be non-monetary, e.g., providing an *emotional reward* to customers, such as promising to donate products or proceeds to charity (Simpson et al., 2019).

Timing of acquisition effort arises as another theme. Since

Table 8
Summary of returns sorting literature.

Reference	Point of sorting			Quality		Number of discrete quality classes		Sorting error	Performance measure	Modelling approach	Considerations				
	Pre-acquisition	Pre-disassembly	At disassembly	Discrete	Continuous	Two	Three or more				Uncertainty	Legislation	Industry	Technology	Behaviour
Ponte et al. (2021)		✓		✓			✓		P	I	✓				
Hosoda et al. (2021)		✓		✓			✓		P	I	✓				
Hosseini-Motlagh et al. (2020b)	✓				✓				P	G					✓
Hosseini-Motlagh et al. (2020c)	✓			✓			✓		P	G					✓
Tozanlı et al. (2020)	✓			✓			✓		P	D	✓			✓	
Khara et al. (2020)	✓			✓			✓		P	N					
Liu et al. (2020)		✓		✓			✓		P	G				✓	
Esenduran et al. (2020)		✓		✓			✓		P	G	✓	✓			✓
Liao et al. (2020)		✓			✓		✓		E	S	✓			✓	
Geda et al. (2020)		✓			✓				P	G					
Farahani et al. (2020)		✓			✓				P	M	✓				
Xu et al. (2019)	✓			✓			✓		P	A				✓	
Farahani et al. (2019)		✓			✓				P	N	✓			✓	
Taleizadeh et al. (2019)	✓						✓		P/E/S	T	✓			✓	✓
Bhattacharya et al. (2018)	✓				✓		✓		P	N					
Xie et al. (2018)	✓				✓				P	G					
Gu et al. (2018a)	✓	✓		✓			✓		P	G					✓
Gu et al. (2018b)	✓	✓		✓			✓		P	G					✓
van Loon and Van Wassenhove (2018)			✓	✓			✓	✓	P	T	✓			✓	
Heydari and Ghasemi (2018)	✓				✓				P	G	✓				✓
Heydari et al. (2018)	✓			✓			✓		P	G	✓				✓
Hahler and Fleischmann (2017)	✓								P	G	✓			✓	✓
Wang et al. (2017)									P	G				✓	✓
Masoudipour et al. (2017)	✓			✓			✓		P	N				✓	
Zikopoulos (2017)		✓		✓			✓		P	A	✓				
Panagiotidou et al. (2017)		✓		✓			✓	✓	P	A	✓				
Meng et al. (2017)									P	U	✓			✓	
Giri and Glock (2017)		✓		✓			✓		P	I/A	✓				✓
Zhu et al. (2016)	✓								P	G		✓			✓
Meng et al. (2016a)		✓							P/E/S	F/U	✓				
Dutta et al. (2016)	✓	✓							P	A	✓				✓
Liu et al. (2016)	✓								P	G		✓			✓
Mutha et al. (2016)		✓		✓			✓		P	S					
Das and Dutta (2015)	✓								P	N	✓				✓
Zikopoulos and Tagaras (2015)			✓	✓			✓	✓	P	A	✓				
Gönsch (2015)	✓								P	G					✓

(continued on next page)

Table 8 (continued)

Reference	Point of sorting		Quality		Number of discrete quality classes		Sorting error	Performance measure	Modelling approach	Considerations					
	Pre-acquisition	Pre-disassembly	At disassembly	Discrete	Continuous	Two				Three or more	Uncertainty	Legislation	Industry	Technology	Behaviour
Gu and Tagaras (2014)	✓	✓	✓	✓	✓	✓	✓	P	G	✓					
Panagiotidou et al. (2013)	✓			✓				P	A	✓					
Hahler and Fleischmann (2013)	✓			✓		✓		P	A	✓					
Robotis et al. (2012)		✓		✓				P	S				✓		
Loomba and Nakashima (2012)		✓		✓				P	S		✓				
Mahapatra et al. (2012)		✓		✓				P	N		✓				
Corominas et al. (2012)	✓			✓				P	N						
Pokharel and Liang (2012)	✓			✓		✓		P	A		✓				

Key to Table 8. Performance measure: E- Environmental benefit; P- Profit; S- Social welfare. Modelling approach: A- Analytical modelling; C- Monte Carlo simulation; F- Fuzzy theory; G- Game theory; I- Inventory theory; M- Markov decision process; N- Nonlinear programming; T- Integer programming; U- Mathematical programming (algorithms).

R, model R-3P, model M-3P). Hybrid approaches dominate single-channel acquisition since collective effort can increase supply chain profit through higher acquisition rates and economies of scale. For a manufacturer, *ceteris paribus*, competition with a retailer (model M-R) is more profitable than with a 3P (model M-3P) (Zhao et al., 2017).

The third stream, moderately reported, involves integrated acquisition by two or more reverse channel members, but acting as centralised decision-makers (potentially model MR, M3P, MR3P). Centralised acquisition reaps more supply chain profit than single-channel or hybrid channels of the same supply chain entities. This is as there is no double marginalisation effect, and all decisions are optimal. Offered partial integration, a manufacturer should always integrate (vs not integrate), and integrating the retailer (regardless of potential competition from the 3P) provides higher supply chain profit than integrating the 3P (Wei et al., 2020).

The recommerce business model, also called reverse commerce or the reverse marketplace, entails acquiring and selling used products via an e-commerce website, platform or app. In practice, recommerce platforms are becoming popular for increasing single, hybrid and integrated channels' efficiency. Channels employing recommerce platforms outperform their traditional counterparts due to increased efficiency (Jin et al., 2021; Zheng et al., 2021).

5.2. Used product sorting

Whereas acquisition often concerns quantity, the issue in sorting decisions is quality, as reflected in two column headings of Table 8. Recovering value profitably depends on returns' quality characteristics and the system's economic parameters. A firm's ability to assess quality makes value-recovery output less uncertain (Robotis et al., 2012), significantly improving profitability (Panagiotidou et al., 2013). Sorting thus takes on high importance (56/131 papers) in the literature.

The quality metrics of a return may vary by industry. For example, key quality indicators of textiles include brand, durability and softness (Masoudipour et al., 2017), while usage condition is a standard indicator for returned waste electrical and electronic equipment (WEEE) (Tozanli et al., 2020). More generally, and across industries, yield values can indicate quality (Loomba and Nakashima, 2012). A lower yield (i.e., lower-quality) return requires more materials and labour to remanufacture (Mutha et al., 2016), e.g., higher-quality returns of a mobile phone type may need only simple exterior cleaning. In contrast, lower-quality ones may require replacing circuitry (Hahler and Fleischmann, 2013). The literature generally considers recovery cost as quality-dependent and linear in yield (Bockholt et al., 2020; Farahani et al., 2019). However, Hosoda et al. (2021) show that the system-wide cost is convex in the yield rate, revealing a paradox. They conclude this is due to penalty costs for disposal, expected returns, and unit remanufacturing cost significantly impacting the system-wide cost function. They also show that in some economic conditions no incentive to remanufacture exists, even if the unit remanufacturing cost is below the cost to manufacture new items.

As Table 8 shows, modelling literature has debated whether quality is discrete (e.g., Ponte et al., 2021) or continuous (e.g., Farahani et al., 2019). The inherent quality uncertainty of returns stems from many factors including product characteristics and consumer usage behaviours. Researchers have assigned probability distributions such as Uniform (Heydari and Ghasemi, 2018), Normal (Robotis et al., 2012), Exponential and Beta (Farahani et al., 2020) to define quality variability. The Uniform distribution prevails in literature mainly due to its ease of application in modelling.

Sorting thus means classifying returns into classes by quality (Mutha et al., 2016). A common modelling assumption is that all returns in a particular quality class have a similar yield and so require the same processing time. Terms need clarifying, as the *grading* (a search term synonym we used) and *sorting* are used interchangeably for sub-categorising a *single type* of product by quality value. Grading is a

Table 9
Summary of returns disposition decision literature.

Reference	Study type		Level of disposition		Performance measure	Modelling approach	Considerations					
	Identify disposition options	Returns allocation		Product level			Component level	Uncertainty	Legislation	Industry	Technology	Behaviour
		Exogenous	Optimisation									
Almaraj and Trafalis (2021)		✓	✓	✓	P/E/S	L	✓					
Esenduran et al. (2020)		✓	✓	✓	P/E/S	G						
Liao et al. (2020)	✓			✓	E	C	✓		✓			
Taleizadeh et al. (2019)		✓	✓	✓	P/E/S	L	✓			✓		
Farahani et al. (2019)		✓	✓	✓	P	J	✓	✓	✓			
van Loon and Van Wassenhove (2018)		✓		✓	P/E	A	✓		✓			
Masoudipour et al. (2017)		✓	✓	✓	P	J			✓			
Wang et al. (2017)		✓		✓	P	A	✓	✓	✓		✓	
Meng et al. (2017)		✓		✓	P/E	L	✓		✓			
Meng et al. (2016b)		✓		✓	P	U	✓		✓			
Meng et al. (2016a)	✓	✓			P/E	L/Q						
Khor et al. (2016)	✓				P	Q		✓				
S. Agrawal et al. (2016)	✓				P/E	Q		✓	✓			
Dutta et al. (2016)		✓	✓	✓	P	C	✓	✓			✓	
Kwak and Kim (2015)		✓	✓	✓	P/E	J		✓				
Ondemir and Gupta (2014)		✓	✓	✓	P/E	L	✓		✓			
Johnson and McCarthy (2014)		✓	✓	✓	P	L		✓	✓			
Guo et al. (2014)		✓	✓	✓	P	K	✓					
Dhouib (2014)	✓		✓	✓	P/E/S	Q		✓	✓			
Atasu and Souza (2013)	✓		✓	✓	P/E	A		✓				
Das and Dutta (2013)		✓		✓	P	V	✓					
Mishra et al. (2012)	✓		✓	✓	P/E	U						
Minner and Kiesmüller (2012)		✓	✓	✓	P	U					✓	
Nenes and Nikolaidis (2012)		✓	✓	✓	P	L						

Key to Table 9.

Performance measure: E- Environmental benefit; P- Profit; S- Social welfare.

Modelling approach: A- Analytical modelling; C- Monte Carlo simulation; G- Game theory; J- Mixed integer nonlinear programming;; K- Stochastic programming; L- Mixed integer linear programming; Q- Multiple-criteria decision-making; U- Mathematical programming (algorithms); V- System dynamics simulation.

more precise term for this, as sorting can also refer to classifying products into *distinct types*. As another basic matter, sorting may be executed before acquisition (Bhattacharya et al., 2018), after acquisition (but before disassembly) (Mutha et al., 2016), and/or at point of disassembly (Zikopoulos and Tagaras, 2015), with Table 8 showing lowest reported frequency for the last.

An important practice on point of sorting and discussed by a third of studies (17/56) is paying a quality-dependent acquisition price (Hahler and Fleischmann, 2017). This effectively transfers the sorting task to customers, pre-acquisition (Ferguson and Souza, 2010). Alternatively, a firm may first acquire all available used products, then sort them by expected yield. Here, the fractions of various classes obtained are uncertain, and the quality determinable only at a point of sorting after acquisition (Mutha et al., 2016). Developing this point, Zikopoulos (2017) observes that with proper lot-sizing choices, quality uncertainty may not incur a substantial cost increase. Mutha et al. (2016) counter this by showing that firms acquiring only sorted used products (in all but the growth stage of the remanufactured products' lifecycle) can manage the risk of demand uncertainty for remanufactured products. The related literature (e.g., Zikopoulos and Tagaras, 2015) convincingly argues that disassembly is the point of most accurate quality assessment of returns. Yet, disassembly takes time and money. Therefore, it is valuable to obtain quality information, even if not entirely accurate, earlier in the RSC (Gu and Tagaras, 2014). Technology such as radio frequency identification (RFID) may help determine quality without the need for expensive product disassembly (Taleizadeh and Sadeghi, 2019; Tozani et al., 2020).

In general, as a cost/benefit matter, the literature reveals agreement that sorting is more beneficial when it isn't possible to accurately estimate each unit's quality characteristics (Loomba and Nakashima, 2012; Robotis et al., 2012) and average returns quality is poor (Mahapatra et al., 2012; Zikopoulos, 2017). By prioritising remanufacturing of better-quality parts, sorting may aid capacity management (Loomba and Nakashima, 2012) and help level production (Ponte et al., 2021). With the need for sorting established, another issue is the number of quality classes into which the used products are sorted (see the columns "Two" and "Three or more" in Table 8). Categorisation can mitigate the Bullwhip Effect in CLSCs (Ponte et al., 2021). However, assigning used products into just two classes is the most common. Examples are high-quality and low-quality (Loomba and Nakashima, 2012), "remanufacturable" or "non-remanufacturable" (Giri and Glock, 2017), and pass or fail (Heydari and Ghasemi, 2018).

Most studies consider returns to be exogenously assigned to different quality classes as a rate (Heydari et al., 2018; Liao et al., 2020) or probability (Heydari and Ghasemi, 2018) of total returns. In contrast, several authors have built mathematical models (e.g., Khara et al., 2020; Xie et al., 2018; Hosoda et al., 2021) to find optimum "acceptance quality levels" for different quality classes. In the latter cases, each class refers to a nominal quality level that characterises the amount of work needed to recover the product (Mahapatra et al., 2012). A common assumption in acceptance quality level studies is that available quality information (i.e., expected yield) is accurate. However, the expected yield may not be directly observable. Helpfully, Panagiotidou et al. (2017) develop a method for estimating the relationship between partial information (e.g., product usage data) and acceptance quality levels.

Finally, sorting literature inevitably discusses classification errors. It shows that acquisition quantities (and therefore costs) rise with Type I error ("acceptable" units misclassified as "non-acceptable") and fall with Type II errors (the converse) (Gu and Tagaras, 2014). Sorting errors also affect a supply chain's preference of sorting location. Zikopoulos and Tagaras (2015) analytically derive the cost conditions for the best sorting site between a centralised manufacturer or multiple acquisition centres when the locations are prone to sorting errors. However, *ceteris paribus*, centralised sorting is more profitable than decentralised (Gu and Tagaras, 2014; Loomba and Nakashima, 2012).

5.3. Used product disposition decisions

Ultimately firms engaging in take-back need to decide which disposition option(s) best recover value for returned products or their components (Farahani et al., 2019). The literature has considered options such as reuse (Mishra et al., 2012), refurbish (van Loon and Van Wassenhove, 2018), remanufacture (Meng et al., 2017), recycle (Johnson and McCarthy, 2014), and dispose (Wang et al., 2017). These may be characterised by the extent of processing required, for which product quality is a proxy. Highest quality allows reuse; lowest consigns to disposal. This is why disposition decisions (and by definition disposition itself) should follow sorting.

The disposition literature (36/131 papers) distils two key decisions firms face when implementing disposition tactics: (1) identifying suitable disposition options, and (2) finding an optimal subset of the returns to allocate to the specified options (Meng et al., 2017; Ondemir and Gupta, 2014). As Table 9 shows, a minority of modelling studies set the latter as exogenous values, while most endogenously optimise the quantity that needs to be allocated to each recovery option to maximise benefit. Most research deals with the two sub-problems separately. Exceptions include Meng et al. (2016a) and Meng et al. (2017), which integrate the sub-problems by first identifying the best recovery strategies, then deciding the allocation quantity.

As to the first sub-problem, suitable disposition options depend on many factors, including the supply of returns, used product characteristics, demand for recovered products, regulations, economic, social and/or environmental impact (Khor et al., 2016; Mishra et al., 2012). Unsurprisingly, multiple-criteria decision-making (MCDM) approaches noted as a group in Table 9 have been commonly applied to identify suitable recovery options for a given context with conflicting objectives (Ondemir and Gupta, 2014). While MCDM methods suit evaluating and ranking discrete alternatives, they are inefficient when the diversity of scenarios to analyse increases. Further, they lack efficiency in optimisation problems with quantitative goals and dynamic constraints (Meng et al., 2016b).

As to the second sub-problem, mathematical model-based optimisation studies determine optimal quantity allocations to the identified disposition options, by maximising the benefit from a given set of returned products under various trade-offs and system-wide constraints, including processing cost, recovery rate, capacity, and inventory (Esenduran et al., 2020). Optimisation-based disposition decisions are commonly coupled with inventory management (Farahani et al., 2019; Guo et al., 2014) and/or disassembly planning (Johnson and McCarthy, 2014; Ondemir and Gupta, 2014). Further, optimisation modelling studies typically assume equal unit processing cost for all used products in a given quality category (Dutta et al., 2016; Guo et al., 2014). More realistically, albeit with greater difficulty, a few authors (Farahani et al., 2019; Meng et al., 2017) assign individual processing costs that depend on a continuous quality function of the returns.

5.4. Behavioural considerations present across ASD research

We now examine the stand-out consideration of behaviour across the three overarching areas of ASD. Notable is the lack of a framework to systematically investigate behavioural considerations in ASD or general SCM research. Table 10 organises studies by actor level: supply chain, firm or customer (Pournader et al., 2021).

The main focus has been interactions among CLSC firms reflecting the blue network in Fig. 6. This "macro-level lens" focuses on supply chain member firms pursuing their own aims while interacting with each other. These supply chain behaviour studies may be characterised by the participating channel members (i.e., raw material suppliers, original equipment manufacturers (OEMs) with/without remanufacturing, independent remanufacturers, retailers, and 3P collectors), supply chain integration (centralised or decentralised), power structure (Stackelberg leader and follower) and competition availability. These

characteristics influence the A, S, and D of used products.

At the macro-level, supply chain members may vertically *coordinate* to acquire used products. In most cases, the manufacturer is the Stackelberg leader (i.e., the player with most power) of a vertically differentiated CLSC (Jena and Sarmah, 2014; Wei et al., 2015). For instance, manufacturers like Apple and HP have supply chain power when encouraging retailers to acquire used products., e.g., Walmart over small supplier brands. However, in CLSCs, few studies have considered the retailer as the leader (Alizadeh-Basban and Taleizadeh, 2020; Wei et al., 2015). In a decentralised CLSC, the Stackelberg leader obtains the highest profit. When that leader (whether the manufacturer, retailer or collector) directly acquires used products from consumers, they can secure a higher acquisition rate than acquisition via another member (Liu et al., 2020). Alternatively, a Nash game occurs with the retailer and the manufacturer equal in power, which is less profitable for the supply chain than the Stackelberg scenarios (Alizadeh-Basban and Taleizadeh, 2020). Due to potential economic benefits or legislation targets, RSC members may have to *compete* for used products – a horizontal interaction with other supply chains. In the studies we review, horizontal competition has been mainly considered in Stackelberg game theoretic scenarios. Exceptions are Hosseini-Motlagh et al. (2020b) and Hosseini-Motlagh et al. (2020a), who consider Cournot and Bertrand competition. The Cournot model considers firms that make identical products (e.g., two manufacturers) and simultaneously make output decisions. Conversely, the Bertrand model considers firms making identical products but competing on price and simultaneously making pricing decisions. When a channel member employs two independent collectors, the *collusion* behaviour of the collectors in a Cournot model heavily reduces the return rate of used products compared to the Stackelberg and Bertrand games (Hosseini-Motlagh et al., 2020b).

As a unifying strand, in all supply chain coordination cases, centralised acquisition by supply chain members obtains higher volumes than decentralised acquisition with the same setting. However, the same acquisition rate as a centrally coordinated system can be reached via simple contracts among supply chain members. Pertinently, a multitude of two-party contracts such as two-part-tariffs (Wang et al., 2019), compensation-based wholesale prices (Hosseini-Motlagh et al., 2020a), menus of contracts (Li et al., 2014), revenue sharing (Jena and Sarmah, 2014), effort cost-sharing (Azevedo et al., 2021), supply chain risk sharing (He, 2015), quantity discounts (Heydari et al., 2017), and increasing fees (Heydari et al., 2017) have been discussed. Further, multilateral two-part-tariff contracts (Hosseini-Motlagh et al., 2020b) can coordinate multiple supply chain participants.

Unlike coverage of macro-level (i.e., supply chain level) behaviour, ASD literature takes little account of the behaviour of micro-level (i.e., individuals-consumers or, especially sparsely, employees), even though such behavioural characteristics significantly impact uncertainty of quantity, quality, and timing of returns in two ways. First, the uncertainty in acquisition varies with consumer behaviour characteristics, including temperament, culture, sense of duty, subjective norms, perceived control, attachment and frugality (Gaur et al., 2017; Khan et al., 2019; Simpson et al., 2019). Second, employee behaviour characteristics such as learning and forgetting (Giri and Glock, 2017) affect post-acquisition sorting. Moreover, these consumer characteristics also raise uncertainty in pre-acquisition sorting. Outputs of the sorting step affect disposition decisions, too. As Table 10 reveals, in ASD modelling literature, behavioural characteristics of individuals have mainly been treated as parameters in supply (acquisition) or inspection (sorting) functions. In returns acquisition these parameters are usually given as specific exogenous values, or a Uniform distribution – indicating consumer heterogeneity. In such cases, the Uniform distribution has been used to represent a random variable in a linear relationship of acquisition price and the returns quantity. Even though studies incorporate behavioural parameters, conspicuously few analyse sensitivity of those parameters for ASD decision models' performance.

Behavioural operations refer to the *deviation* from normative models

Table 10

Behavioural considerations in acquisition, sorting and disposition literature.

Behavioural considerations	Reference
Supply chain level	
Coordination	Azevedo et al. (2021), (Hosseini-Motlagh et al. (2020a)), Liu et al. (2020), (Alizadeh-Basban and Taleizadeh (2020)), Heydari et al. (2017), Wang et al. (2019), He (2015), Li et al. (2014), Jena and Sarmah (2014)
Collusion	Hosseini-Motlagh et al. (2020b)
Competition	Wu (2015), (V. V. Agrawal et al. (2016)), Hosseini-Motlagh et al. (2020b), Zhu et al. (2016), Kleber et al. (2020b)
Firm level	
Employee learning and forgetting in the inspection of returns	Giri and Glock (2017)
Customer (consumer) level	
Consumers' sensitivity to corporate environmental responsibility investment	Wu et al. (2020)
Consumers' willingness to sell/return	Kleber et al. (2020b), Heydari et al. (2017)
Customer loyalty to the manufacturer	Hosseini-Motlagh et al. (2020a)
Customer price sensitivity to the sales price	Huang and Wang (2017)
Sensitivity to acquisition price	Iqbal and Kang (2021)
Consumer willingness to accept buy-back offer	Dutta et al. (2016)
Factors affecting consumer returns behaviour (sense of duty, attitude, subjective norms, and perceived control)	Gaur et al. (2017), (Simpson et al. (2019), Khan et al. (2019)
Consumer return intention index	Jena and Sarmah (2015)
Consumers' willingness to return between online-recycling and offline-recycling channels	Li et al. (2019)
Purchase utility/return utility	Wu and Wu (2016)

that assume profit-maximisation behaviour of the entities (Fahimnia et al., 2019). Interestingly, all the above behavioural studies use normative models. In contrast, Sarkar and Bhala (2021) show that when a retailer is inequality-averse (i.e., concerned about profit-sharing fairness), the acquisition rate and channel profits are higher for both model M (remanufacturer acquires directly from consumers) and model R (remanufacturer outsources to a retailer) than profit-maximising case.

6. Knowledge gaps, flaws and limitations in terms of methods and key considerations

Despite significant advances, ASD literature over 2012–2021 leaves ample room for progress. Here we present gaps (unexplored topics), flaws (problems with study design) and/or limitations (constraints on the applicability of study findings) across all decision areas. We discuss research methods and assumptions in Section 6.1, and circularity archetypes in Section 6.2. Sections 6.3–6.7 focus on knowledge gaps in our five key research considerations influencing ASD decisions. These gaps, flaws and limitations point to specific future research avenues to address them individually. Later, Section 7 turns to avenues needed across the board to reorient ASD research towards the transition to a CSC.

6.1. Methods and assumptions

Each article can be characterised by its use of one or two methods and covering one or more decision areas and research considerations, as noted in Tables 5–9 Table 11 overviews the methods and their association with the full five ASD decision areas and five research considerations. 113 studies use one method. The remaining studies utilise two (16) or three (2) methods and each appears in more than one row in Table 11, bringing the total to 131. The TOTALS column indicates the number of articles in each method. We note that the “blanks” or low

values in Table 11 do not necessarily indicate a limitation in applying modelling methods (e.g., G is unlikely to help solve forecasting problems). However, these unexplored modelling approaches may be fruitful in solving ASD problems. As observed in Tables 5–9, model objectives focus mainly on economic imperatives. To varying degrees though, all ASD options impact the environment via energy consumption and greenhouse gas emissions. Given developments like the “Right to Repair” movement and employee wellbeing concerns at hazardous sorting facilities, social aspects of ASD also deserve consideration.

Many models assume that remanufacturing produces “as new” units saleable at the same price as a new product. This assumption may hold for products such as disposable cameras, copiers and wheelchairs (Corominas et al., 2012) which may be remanufactured to the same standard and priced similar to a new product. However, for many other products, consumer willingness to pay for remanufactured products may be lower than for a new counterpart. For example, remanufactured printer cartridges sell at on average 30–70% below new prices (Wu, 2015). Consumers may even have different utilities for new, OEM-remanufactured and independent remanufacturer products (Wu and Wu, 2016). These differences should be incorporated into mathematical models for used product ASD.

As to sectors, current literature focuses on high-value products including electronics and automobiles. Research on environmentally impactful products like apparel and plastics is key as ASD decisions may depend on product characteristics. In addition, ASD literature mainly

focuses on discrete production systems, whereas continuous production systems such as oil, paper and aluminium also require attention. Importantly, the scantness of empirical research across ASD decisions calls for research in both empirical and mixed methods. While modelling studies provide prescriptive solutions for practitioners, adoption of take-back, which is an emerging concept, should be enhanced with empirical studies providing predictive and descriptive consideration.

6.2. Circularity archetypes

Ninety-three (71%) of the 131 articles consider closed loop circularity/CLSC only, while the remaining 38 consider both open and closed loop circularity archetypes. Most of the 93 articles consider remanufacturing as the only value-recovery option while assuming perfect material circularity. Moreover, they mainly consider high-value items. The remainder of the 93 CLSC studies considers multiple disposition options, including disposal. Yet, they ignore collaboration with other supply chains for fuller value-recovery with open loop circularity. However, with appropriate partners and alliances in place, other supply chains can divert more materials from being sent to landfills, thus characterising an open loop circularity. While high-value items are generally remanufactured, low-value items are recycled, for which sorting is a prerequisite. Nevertheless, contaminated returns (items mixed with non-recyclable materials such as organic waste) are difficult to sort and go into landfills, violating the open loop circularity concept.

Table 11
Distribution of research methods by ASD decisions and research considerations.

Modelling method	ASD decision area					TOTALS	Research considerations				
	Forecasting	Acquisition effort	Channel selection	Sorting	Disposition		Uncertainty	Legislation	Industry	Technology	Behaviour
Game theory		26	16	2	2	64	14	9	7	4	35
Mathematical programming (algorithms)		9		9		18	6	3			4
Mixed integer linear programming		3			9	12	6	2	5	3	1
Nonlinear programming	1			8	3	12	3		3		
Multivariate		2		6	4	12	2			1	2
Stochastic programming		5		2	4	11	6		4	4	
Integer programming		2	2		6	1		1			5
Mixed integer nonlinear programming		4			5	9	1		2		
Inventory theory		6				6	6		1		1
Bayesian estimation of the distributed lag				6		6	1				1
Chance constrained programming		5				5				1	
Fuzzy theory				4		4	1	2	3	1	
Monte Carlo simulation	4					4			1		
Simulation-based optimisation	1	1			3	5	2				1
Analytical modelling		3				3	1	2			1
Discrete event simulation		2				2	2		2		1
Markov decision process		2				2	1				
Multiple-criteria decision-making		2				2	1		1		
System dynamics simulation		1				1	2	1			
Convex and concave programming		1				1	2			2	
Quadratic programming				1		1	2		1		
Robust optimisation		1				1	1				

Even so, returns contamination and the value of sorting for open loop circularity are unexplored in ASD research. Furthermore, industrial symbiosis, a dimension that reflects open loop circularity, has received very little attention in the ASD literature.

6.3. Uncertainty considerations

As noted in Tables 5–9, 62 of the 131 articles (47%) consider an aspect of uncertainty (e.g., returns quantity, quality and timing, remanufacturing yield, lead time and capacity, demand for value-recovered products). This suggests the need to further incorporate it. Moreover, studies often consider only one uncertainty factor, whereas in reality many co-occur, and they interact. Uncertainty is also often represented using exact probability distributions. Likely for lack of historical data from ASD practice, decision-makers often make assumptions and approximations about the distributions. Further research may be necessary to verify their applicability in different contexts.

6.4. Legislation considerations

Twenty of the 131 articles (15%) consider the impact of legislation on ASD activities. Extended Producer Responsibility (EPR) is a highly relevant policy approach making producers responsible for collecting and treating used products. Research relating to legislation has dealt with how EPR acquisition targets affect ASD decisions (Xintong et al., 2021) and how to design regulatory policies for promoting remanufacturing (Zhang et al., 2020), but not on legislation's role in incentivising consumers to returns. Given that optimal regulatory policies related to remanufacturing depend on the quality of available cores and the environmental treatment cost (Zhang et al., 2020), it is important to tailor legislation to its implementation context to maximise its effectiveness. From the EPR perspective, acquisition channels, acquisition price, and disposition decisions have received research attention, but EPR impact on sorting process to improve take-back system performance may also be worthy of research. Furthermore, modelling/empirical investigations could assist in understanding the system-wide effects of government policies on all phases of a product, from its creation to disposal. For example, the UK's plastics ban to cut environmental impacts may perversely triple the country's packaging emissions by replacement products (Mace, 2020).

6.5. Industry considerations

Only 31 of the 131 modelling articles (24%) articles involve industry collaboration, either by model application or using industry data for model validation. The rest use conceptual and stylised mathematical models that may have limited use for practitioners unless elaborated with industry applications. An opportunity exists for future research into data elicitation methods for hard-to-obtain model parameters. Also, the reference of mathematical models to products and sectors is rather limited. Research is needed into whether model assumptions for one industry or product type apply to others.

6.6. Technology considerations

As noted in Tables 5–9, only 17 of the 131 articles (13%) consider an application of technology. The long-term success of used product take-back will depend on public credibility concerning its economic, environmental and social effectiveness. Improving transparency and traceability of the RSC of used products may build confidence. How sensor-based technologies such as RFID can aid this requires future research. Recent innovations such as reverse vending machines could facilitate better sorting for recycling, yet are unexplored in ASD research. In transitioning more fully to a CSC, online communication channels and mobile applications are a prime way to inform and nudge customers to return products via take-back programmes. Industry 4.0 and related

technologies will open new research into managing the uncertainties of returns quantity, quality, and timing. Advances in information technology, data sciences, and artificial intelligence (AI) will help describe, predict, utilise, and improve behavioural tendencies including at individual level. More research is needed into whether, when, and how combining human and automated decisions (e.g., intelligent algorithms) can improve ASD operational results. Closing literature gaps may require complex mathematical models (e.g., integrated forecasting of primary and secondary market returns). Using big data and analytics might relax these constraints.

6.7. Behavioural considerations

Fifty-two of the 131 articles (40%) considered supply chain, firm, and/or individual behaviour. In ASD literature, the main behavioural focus has been the macro-level interactions among CLSC firms as in Section 5.4. This may be as analytic infrastructure for supply chain-level behaviour has long featured in game theory and lends itself to neat mathematical models, whereas individual behaviours have come to the fore only with behavioural economics and tend to complicate models.

Research on consumer willingness to purchase notes a considerable gap between claim versus practice, leading to uncertainty. For example, 40% of the Europeans say they would buy used e-products, while only 6% have ever bought such (Parajuly et al., 2020). There's ample room to test such claim versus practice gap for willingness to return. While individual returns behaviour directly impacts used product acquisition, it can also impact sorting. For example, (Hart and Erica, 2020) find the US recycling system has become less economically viable as consumer sorting errors have made recycling more complicated and costly. However, impact of consumer behaviour on sorting has rarely been addressed. Moreover, studies should extend to more employees and managers, whose idiosyncrasies also heavily impact ASD decisions.

Literature on behavioural operations in the ASD context is almost non-existent. Assuming decision-makers are "hyper-rational beings optimising behaviour toward a single monetary goal" (Croson et al., 2013) may be unrealistic, especially because A, S and D are driven by beliefs, value systems, or sophistication. Multidisciplinary literature shows that ignoring these factors in game theoretic models, supply chain contracts and newsvendor problems leads to deviations from practice.

7. Future research directions to support transition to a CSC and a CE

Whereas Section 6 gaps, flaws and limitations entailed some specific remediating research avenues, this section suggests systematic future research across the board to accelerate and complete the transition now underway to a CE via CSCs. In sections 7.1, 7.2 and 7.3 we recommend specific further research in each part of A, S and D relating to CSC management. Section 7.4 takes a broader perspective by relating CSCs' A, S and D to the ReSOLVE framework for transitioning to a CE.

7.1. Returns acquisition

Fig. 7 depicts used product flows in a CSC. Real-life CSC implementations use both closed and open loop circularity (Batista et al., 2018; Genovese et al., 2017; A. Zhang et al., 2021). Current literature on returns acquisition focuses on CLSCs and primary markets from the viewpoint of OEMs. In a CSC, many returns stem from secondary markets and non-commercial channels, including charities (Batista et al., 2018). In the extant literature, returns forecasting is often based on new product sales in prior periods. Forecasting research should include patterns in returns from secondary markets, where players are diverse and have different relationship dynamics. New modelling assumptions and approaches are also needed in research into returns channels selection and acquisition incentives.

In open loop circularity, used products become feedstock to

manufacturers in the same sector, other goods-producing sectors, or recycling and other waste management sectors (Faroque et al., 2019). For example, used clothes can be processed to manufacture building insulation. Returns acquisition research needs to venture into open loops, especially from the perspective of other goods-producing and waste management sectors, which are absent from the literature. Further research is needed on the impact of returns quality, timing, and take-back effort (exchange offer, trade-in, etc.) on channel choice.

7.2. Returns sorting

Pre- and post-acquisition product sorting pose trade-offs in costs and benefits for firms and consumers. Research is needed into the conditions in which pre- and post-acquisition sorting are suitable for organisations and customers. Sorting is prone to error. For example, the error rate at an electronics remanufacturer can reach 20% (Ferguson et al., 2009). Sorting inaccuracies may incur extra costs at acquisition and value-recovery, such as higher acquisition prices for products misassigned to a superior quality category. Also, contamination from mis-sorting can necessitate disposal by letting through products unfit for recovery (Method bins, 2020). More realistic future research should remedy the overwhelming, problematic assumption so far that sorting operation is error-free. More research is also needed to understand physical sorting: the conditions where customer, manual labour and/or automation are suitable.

Researchers mainly consider returns sorting as a tactical activity and neglect related decisions at strategic and operational levels, e.g., outsourcing vs in-house operations, sorting facility location and capacity, technology selection and investment, and staff planning. Research is largely silent on the common strategic practice of outsourcing waste management activities, including sorting. Current research on returns sorting also stops at the product level, overlooking component and material sorting (Fig. 8), perhaps because these can be part of disassembly. However, component sorting and material sorting may also be performed separately. That invites explicit treatment of them, as does the fact that successful CSC implementation must establish a restorative cycle for technical materials and a biological one for restorative materials (EMF & McKinsey, 2015).

7.3. Returns disposition

The waste hierarchy (Fig. 9) has been widely used to prioritise waste management options. Its many variations share the same logic. The best option is to rethink/redesign products and services to stop waste and pollution from being created in the first place. Second-best is to reduce consumption and environmental footprint. These two options align with the first CE principle: to design out waste and pollution. Reuse, remanufacture, and recycle support the second CE principle to keep products and materials in use. Compost and anaerobic digestion serve the third CE principle to regenerate nature systems. The least-favoured options are to recover energy from non-recyclable waste (often by incineration) for landfill.

The options most discussed by current research are remanufacture, recycle, and dispose (landfill). Future research needs to fill two gaps. One is the omission of biological materials for composting and/or anaerobic digestion, perhaps reflecting inattention to bio-based products in CSC research (A. Zhang et al., 2021). The other is a lack of joint decision-making between product design and returns management. Product design in a CSC must consider convenient value-recovery (e.g., design for disassembly, and design for circularity) from EOU and EOL products (Burke et al., 2021). Both industry and academia tend to isolate returns disposition from other supply chain functions – a critical shortcoming. Comparing the lifecycle impact of conventional versus circular products at the disposition stage may also be worthwhile.

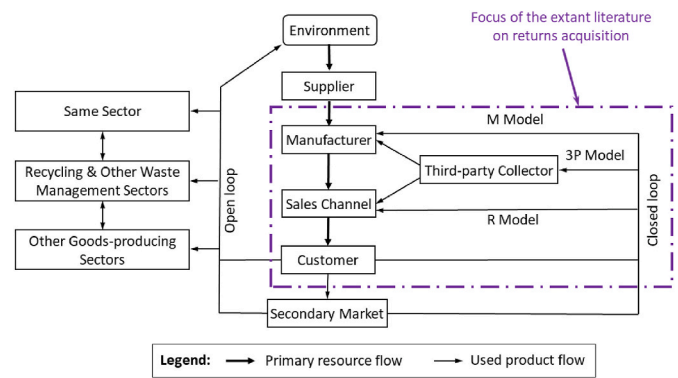


Fig. 7. Used product flows in a circular supply chain. Source: Adapted from Batista et al. (2018) and Faroque et al. (2019).

7.4. Overall transitioning to a circular economy

Having suggested more research within the three overarching areas of a CSC, we now discuss overall research directions for a CE using relevant levers from the ReSOLVE framework. We cover the implications of each lever as outlined in Fig. 10.

ASD research can explore sharing assets (e.g., warehouses, vehicles) for better resource use, thus cutting resource extractions and greenhouse gas emissions. Second-hand goods markets can facilitate reuse. To enable sharing, product life can be prolonged by design for durability and upgradability, repair, and maintenance. ASD research in the sharing economy may meet unconventional ownership issues and user behaviour, demanding expertise of empirical and modelling researchers. In returns management, the optimise lever may use material optimisation, emissions abatement, and smart technologies. Material optimisation reduces complexity in and demand for used product material recovery. Process optimisation may involve smart technologies, e.g., big data analytics, internet-of-things, robots, and AI (EMF, 2019). However, current optimisation research appears lagging in the use of robots and AI.

In terms of the loop lever, circular product design is a foundational step towards a CE as it enables effective and efficient value-recovery from used products (Burke et al., 2021). Besides the traditional disposition options, a CE considers options such as upcycle, upgrade and repurpose. For example, upcycling combines many products into one. Disposition decision models for such options will require new research. Cross-sector collaboration offers ample scope for both modelling and empirical studies at various supply chain/process stages. supply chain and cross-sector collaboration can be within the original supply chain, or in open loop CSCs (Faroque et al., 2019). A CE necessitates new acquisition channels such as partnerships with local authorities and charities (e.g., with used apparel), and industry collaboration among competing firms. Furthermore, a common disposition option in ASD

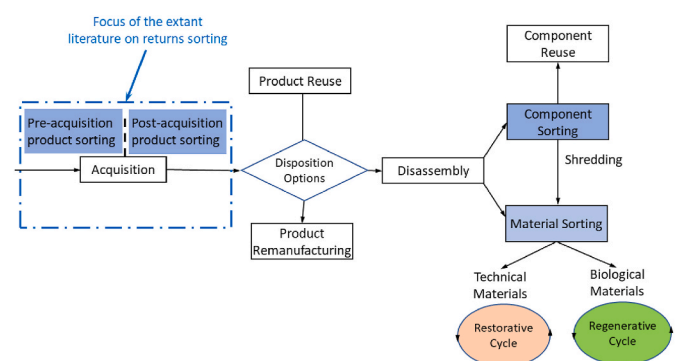


Fig. 8. Returns sorting at product, component, and material levels.

literature is disposal, which a zero-waste CE would argue must be replaced. A potential solution lies with *industrial symbiosis*, often realised in eco-industrial parks where one firm's disposed materials become another's inputs.

Supply chain digitisation is a key to *virtualising* utilities and increasingly discussed. Recommerce and the platform economy have grown fast. Academic research, policymaking and practice must keep up with the fast-changing landscape of online businesses to maximise their positive impact and minimise negative externalities. *Exchange* elicits new research problems. For example, 3D printing can produce spare parts on demand, eliminating obsolescence risk and take-back needs. Product-service systems (PSS) have been strongly advocated as a circular business model. PSS providers retain ownership, while consumers use the product and services. As the OEM owns the product, PSS business models mitigate returns uncertainty. Yet firms face practical complications in acquiring products due to the need for new capabilities beyond traditional producing and selling, and for managing consumer behaviour (Vezzoli et al., 2015). If OEMs have control over their products throughout their entire lifecycle from production to disposal, they will have a stronger motivation to design their products and processes in a way that allows for the reuse of materials and returns. Yet, if consumers take less care of products they do not own, used product quality will vary more. Such complexities suggest returns management in a PSS model warrants study.

8. Conclusion

A global CE is crucial for environmental reasons, and CE initiatives are often financially beneficial too. The decade 2012–2021 saw the transition now underway to a CE grow in practice, and literature on CE swell (MahmoumGonbadi et al., 2021). But with no review paper yet addressing all decision areas within A, S and D, the state of the art on used product ASD for CSC and ways to build on it as a key part of a CE has been unclear.

Perspectives on used product ASD have been evolving. Insofar as it concerned a CSC, initially, the literature considered ASD's various aspects as silos, each affecting environmental sustainability. Then, over 2012–2021, ASD was considered part of CLSC, focusing on remanufacturing, and economic optimisation. As the world continues to transition to a CE, ASD research should expand into a fuller CSC, which envisions materials in circulation through both open and closed loop circularity in various primary and secondary markets, with the ultimate goal of eliminating waste (A. Zhang et al., 2021). This paper addresses the gap to review 131 articles in leading academic journals. Our review is not only more recent than others but has only a small overlap. It clarifies and critiques the state of the art and points ways forward to

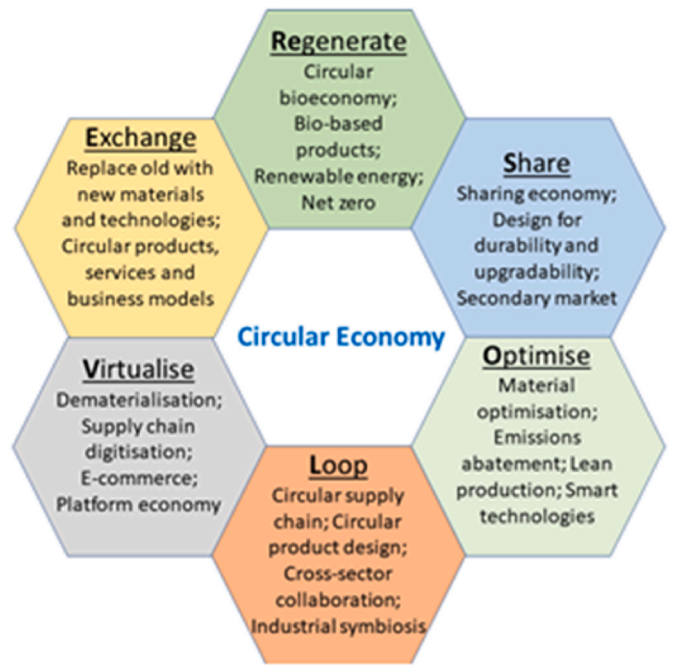


Fig. 10. Resolve framework-based CE transition.

better research on ASD both in itself and as enabling fuller transition to a CSC by incorporating CE principles.

The review makes several contributions to ASD literature in general and for ASD oriented towards a transition to a CE. First, we uniquely combine all three of A, S and D. Second, the analysis of literature goes beyond traditional thinking of CLSCs to encompass CSCs extending the boundaries of value-recovery to external loops. Third and uniquely, we systematically analyse behavioural aspects in ASD literature, which many researchers and practitioners accept as important but which are underspecified at individual actor level in studies. Finally, we characterise each of the articles reviewed, under methods, decision areas, circularity archetypes and five important research considerations, to shed light on knowledge gaps, flaws, and limitations. Remedying these, and the analysis specifically from the point of view of what is needed for a CSC, just as the latter becomes more critical, identify important future directions for researchers, practitioners, and policymakers.

We highlight several future research directions. For an overall transition to a CE, ASD research may require more investigation into applying CSC dimensions beyond a CLSC. Anticipating inflows from open loop circularity applications is especially applicable to acquisition, while understanding the conditions for pre- and post-sorting and how sorting errors can be mitigated may prove worthwhile for take-back efficiency. Regarding disposition, the decisions may benefit from integrating decisions for product design and end-of-use product value-recovery. As far as the research considerations are concerned, legislation is central in levelling the playing field for A, S and D for businesses. How it can be employed is open for research, especially in regards to its impact on individual behaviours for acquisition and as a whole for sorting and disposition. We recommend considering the impact of legislation on all supply chain stages rather than focusing on separate steps of material flow when incorporating it for research. Despite technology being a crucial driver for the transition to a CSC, the way in which it helps ASD lacks research attention. Furthermore, consumers are the critical link to ensure the return flow of materials in a CSC, and their behaviour is not always driven by perfectly rational decision-making. Therefore, including behavioural operations in ASD may be of value.

In general, there should be more empirical studies to provide a predictive and descriptive understanding of ASD in its current state. Academic literature should also move outside conceptual models to

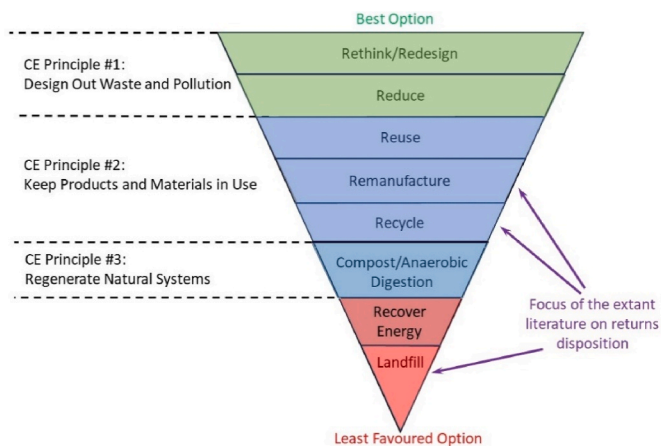


Fig. 9. Waste hierarchy and returns disposition.

Source: adapted from Kirchherr et al. (2017) and EMF (2019).

assist practitioners with practical applications and case studies. Currently, ASD studies mainly focus on economic objectives. Research and practice will benefit from exploring environmental and social imperatives more. Additionally, ASD research needs to expand to low-value items from its current focus on high-value ones.

We also acknowledge several limitations in this review. To control quality of the reviewed literature, we focus on academic journals and omit publications in conference proceedings, books and grey literature. By restricting to the Scopus database and utilising a journal quality criterion, we may also overlook some relevant articles. Non-English publications are also excluded from this review. In addition, the scope of this review is restricted to CSC studies that directly deal with or impact ASD decisions. Future review work may expand the scope to consider a wider range of relevant factors.

Data availability

Data will be made available on request.

Acknowledgements

Dr Abraham Zhang acknowledges partial funding support from the 2020 Endeavour Fund, Ministry of Business, Innovation & Employment of New Zealand (Project title: Amiomio Aotearoa - A Circular Economy for the Wellbeing of New Zealand). He also acknowledges Prof. Stefan Seuring (University of Kassel, Germany) for providing two rounds of constructive feedback in the development of this review paper. All the authors thank two anonymous reviewers for their constructive feedback for improving the quality of this paper.

References

- Abdulla, H., Ketzenberg, M., Abbey, J.D., 2019. Taking stock of consumer returns: a review and classification of the literature. *J. Oper. Manag.* 65 (6), 560–605. <https://doi.org/10.1002/joom.1047>.
- Agrawal, S., Singh, R.K., Murtaza, Q., 2015. A literature review and perspectives in reverse logistics. *Resour. Conserv. Recycl.* 97, 76–92. <https://doi.org/10.1016/j.resconrec.2015.02.009>.
- Agrawal, S., Singh, R.K., Murtaza, Q., 2016a. Disposition decisions in reverse logistics: graph theory and matrix approach. *J. Clean. Prod.* 137, 93–104. <https://doi.org/10.1016/j.jclepro.2016.07.045>.
- Agrawal, V.V., Ferguson, M., Souza, G.C., 2016b. Trade-in rebates for price discrimination and product recovery. *IEEE Trans. Eng. Manag.* 63 (3), 326–339. <https://doi.org/10.1109/tem.2016.2574244>.
- Alegoz, M., Kaya, O., 2017. Coordinated dispatching and acquisition fee decisions for a collection center in a reverse supply chain. *Comput. Ind. Eng.* 113, 475–486. <https://doi.org/10.1016/j.cie.2017.09.039>.
- Alizadeh-Basban, N., Taleizadeh, A.A., 2020. A hybrid circular economy - game theoretical approach in a dual-channel green supply chain considering sale's effort, delivery time, and hybrid remanufacturing. *J. Clean. Prod.* 250, 119521. <https://doi.org/10.1016/j.jclepro.2019.119521>.
- Almaraj, I.I., Trafalis, T.B., 2021. A robust optimization approach in a multi-objective closed-loop supply chain model under imperfect quality production. *Ann. Oper. Res.* <https://doi.org/10.1007/s10479-021-04286-8>.
- Atasu, A., Souza, G.C., 2013. How does product recovery affect quality choice? *Prod. Oper. Manag.* 22 (4), 991–1010. <https://doi.org/10.1111/j.1937-5956.2011.01290.x>.
- Aydin, R., Kwong, C.K., Ji, P., 2016. Coordination of the closed-loop supply chain for product line design with consideration of remanufactured products. *J. Clean. Prod.* 114, 286–298. <https://doi.org/10.1016/j.jclepro.2015.05.116>.
- Azevedo, B.D., Scavarda, L.F., Caiado, R.G.G., Fuss, M., 2021. Improving urban household solid waste management in developing countries based on the German experience. *Waste Manag.* 120, 772–783. <https://doi.org/10.1016/j.wasman.2020.11.001>.
- Bal, A., Satoglu, S.I., 2018. A goal programming model for sustainable reverse logistics operations planning and an application. *J. Clean. Prod.* 201, 1081–1091. <https://doi.org/10.1016/j.jclepro.2018.08.104>.
- Bansal, G., Anand, A., Tiwari, S., 2020. Role of remanufacturing in product development and related profit estimation. *J. Clean. Prod.* 277, 124016. <https://doi.org/10.1016/j.jclepro.2020.124016>.
- Batista, L., Bourlakis, M., Smart, P., Maull, R., 2018. In search of a circular supply chain archetype—a content-analysis-based literature review. *Prod. Plann. Control* 29 (6), 438–451. <https://doi.org/10.1080/09537287.2017.1343502>.
- Benedito, E., Corominas, A., 2013. Optimal manufacturing policy in a reverse logistic system with dependent stochastic returns and limited capacities. *Int. J. Prod. Res.* 51 (1), 189–201. <https://doi.org/10.1080/00207543.2012.655863>.
- Bhattacharya, R., Kaur, A., Amit, R.K., 2018. Price optimization of multi-stage remanufacturing in a closed loop supply chain. *J. Clean. Prod.* 186, 943–962. <https://doi.org/10.1016/j.jclepro.2018.02.222>.
- Bockholt, M.T., Hemdrup Kristensen, J., Colli, M., Meulengracht Jensen, P., Vejrum Wæhrens, B., 2020. Exploring factors affecting the financial performance of end-of-life take-back program in a discrete manufacturing context. *J. Clean. Prod.* 258, 120916. <https://doi.org/10.1016/j.jclepro.2020.120916>.
- Burke, H., Zhang, A., Wang, J.X., 2021. Integrating product design and supply chain management for a circular economy. *Prod. Plann. Control.* <https://doi.org/10.1080/09537287.2021.1983063>.
- Cai, Y.J., Choi, T.M., Zhang, T., 2021. Commercial used apparel collection operations in retail supply chains. *Eur. J. Oper. Res.* <https://doi.org/10.1016/j.ejor.2021.05.021>.
- Chen, C.K., Akmalul'Ulya, M., 2019. Analyses of the reward-penalty mechanism in green closed-loop supply chains with product remanufacturing. *Int. J. Prod. Econ.* 210, 211–223. <https://doi.org/10.1016/j.ijpe.2019.01.006>.
- Chuang, C.H., Wang, C.X., Zhao, Y., 2014. Closed-loop supply chain models for a high-tech product under alternative reverse channel and collection cost structures. *Int. J. Prod. Econ.* 156, 108–123. <https://doi.org/10.1016/j.ijpe.2014.05.008>.
- Clotley, T., 2016. Development and evaluation of a rolling horizon purchasing policy for cores. *Int. J. Prod. Res.* 54 (9), 2780–2790. <https://doi.org/10.1080/00207543.2016.1142133>.
- Clotley, T., Benton, W.C., 2014. Determining core acquisition quantities when products have long return lags. *IIE Trans.* 46 (9), 880–893. <https://doi.org/10.1080/0740817X.2014.882531>.
- Clotley, T., Benton, W.C., Srivastava, R., 2012. Forecasting product returns for remanufacturing operations. *Decis. Sci. J.* 43 (4), 589–614. <https://doi.org/10.1111/j.1540-5915.2012.00362.x>.
- Corominas, A., Lusa, A., Olivella, J., 2012. A manufacturing and remanufacturing aggregate planning model considering a non-linear supply function of recovered products. *Prod. Plann. Control* 23 (2–3), 194–204. <https://doi.org/10.1080/09537287.2011.591651>.
- Corsini, F., Gusmerotti, N.M., Frey, M., 2020. Consumer's circular behaviors in relation to the purchase, extension of life, and end of life management of electrical and electronic products: a review. *Sustainability* 12 (24), 10443. <https://www.mdpi.com/2071-1050/12/24/10443>.
- Crosan, R., Schultz, K., Siemsen, E., Yeo, M.L., 2013. Behavioral operations: the state of the field. *J. Oper. Manag.* 31 (1), 1–5. <https://doi.org/10.1016/j.jom.2012.12.001>.
- Das, D., Dutta, P., 2013. A system dynamics framework for integrated reverse supply chain with three way recovery and product exchange policy. *Comput. Ind. Eng.* 66 (4), 720–733. <https://doi.org/10.1016/j.cie.2013.09.016>.
- Das, D., Dutta, P., 2015. Design and analysis of a closed-loop supply chain in presence of promotional offer. *Int. J. Prod. Res.* 53 (1), 141–165. <https://doi.org/10.1080/00207543.2014.942007>.
- Dhouib, D., 2014. An extension of MACBETH method for a fuzzy environment to analyze alternatives in reverse logistics for automobile tire wastes. *Omega (United Kingdom)* 42 (1), 25–32. <https://doi.org/10.1016/j.omega.2013.02.003>.
- Durach, C.F., Kembro, J., Wieland, A., 2017. A new paradigm for systematic literature reviews in supply chain management. *J. Supply Chain Manag.* 53 (4), 67–85. <https://doi.org/10.1111/jscm.12145>.
- Dutta, P., Das, D., Schultmann, F., Fröhling, M., 2016. Design and planning of a closed-loop supply chain with three way recovery and buy-back offer. *J. Clean. Prod.* 135, 604–619. <https://doi.org/10.1016/j.jclepro.2016.06.108>.
- Emf, & McKinsey, 2015. Growth within: a Circular Economy Vision for a Competitive Europe.
- EMF, 2019. Artificial intelligence and the circular economy - AI as a tool to accelerate the transition. <https://ellenmacarthurfoundation.org/artificial-intelligence-and-the-circular-economy>.
- Esenduran, G., Lin, Y.T., Xiao, W., Jin, M., 2020. Choice of electronic waste recycling standard under recovery channel competition. *Manuf. Serv. Oper. Manag.* 22 (3), 495–512. <https://doi.org/10.1287/msom.2018.0750>.
- Fahimnia, B., Pournader, M., Siemsen, E., Bendoly, E., Wang, C., 2019. Behavioral operations and supply chain management—A review and literature mapping. *Decis. Sci. J.* 50 (6), 1127–1183. <https://doi.org/10.1111/deci.12369>.
- Farahani, S., Otieno, W., Barah, M., 2019. Environmentally friendly disposition decisions for end-of-life electrical and electronic products: the case of computer remanufacture. *J. Clean. Prod.* 224, 25–39. <https://doi.org/10.1016/j.jclepro.2019.03.182>.
- Farahani, S., Otieno, W., Omwando, T., 2020. The optimal disposition policy for remanufacturing systems with variable quality returns. *Comput. Ind. Eng.* 140, 106218. <https://doi.org/10.1016/j.cie.2019.106218>.
- Farooque, M., Zhang, A., Thürer, M., Qu, T., Huisingsh, D., 2019. Circular supply chain management: a definition and structured literature review. *J. Clean. Prod.* 228, 882–900. <https://doi.org/10.1016/j.jclepro.2019.04.303>.
- Ferguson, M.E., Souza, G.C., 2010. Closed-loop supply chains: new developments to improve the sustainability of business practices. Auerbach Publications.
- Ferguson, M., Guide Jr., V.D., Koca, E., Souza, Van, G. C., 2009. The value of quality grading in remanufacturing. *Prod. Oper. Manag.* 18 (3), 300–314. <https://doi.org/10.1111/j.1937-5956.2009.01033.x>.
- Franco, M.A., 2019. A system dynamics approach to product design and business model strategies for the circular economy. *J. Clean. Prod.* 241, 118327. <https://doi.org/10.1016/j.jclepro.2019.118327>.
- Gaur, J., Mani, V., 2018. Antecedents of closed-loop supply chain in emerging economies: a conceptual framework using stakeholder's perspective. *Resour. Conserv. Recycl.* 139, 219–227. <https://doi.org/10.1016/j.resconrec.2018.08.023>.

- Gaur, J., Subramoniam, R., Govindan, K., Huisingh, D., 2017. Closed-loop supply chain management: from conceptual to an action oriented framework on core acquisition. *J. Clean. Prod.* 167, 1415–1424. <https://doi.org/10.1016/j.jclepro.2016.12.098>.
- Gebhardt, M., Kopyto, M., Birkel, H., Hartmann, E., Industry 4.0 technologies as enablers of collaboration in circular supply chains: A systematic literature review, 2021. *Int. J. Prod. Res.* <https://doi.org/10.1080/00207543.2021.1999521>.
- Geda, A., Ghosh, V., Karamemis, G., Vakharia, A., 2020. Coordination strategies and analysis of waste management supply chain. *J. Clean. Prod.* 256, 120298 <https://doi.org/10.1016/j.jclepro.2020.120298>.
- Genovese, A., Acquaye, A.A., Figueroa, A., Koh, S.C.L., 2017. Sustainable supply chain management and the transition towards a circular economy: evidence and some applications. *Omega (United Kingdom)* 66, 344–357. <https://doi.org/10.1016/j.omega.2015.05.015>.
- George, S., 2021a. Survey: circular economy businesses outperform those that take, make and dispose. *Edie*. <https://www.edie.net/survey-circular-economy-businesses-outperform-those-that-take-make-and-dispose/>.
- George, S., 2021b. Fashion and textile giants pass carbon and water reduction goals, but fail to tackle waste. *Edie*. <https://www.edie.net/fashion-and-textile-giants-pass-carbon-and-water-reduction-goals-but-fail-to-tackle-waste/>.
- Giri, B.C., Glock, C.H., 2017. A closed-loop supply chain with stochastic product returns and worker experience under learning and forgetting. *Int. J. Prod. Res.* 55 (22), 6760–6778. <https://doi.org/10.1080/00207543.2017.1347301>.
- Giri, B.C., Sharma, S., 2016. Optimal production policy for a closed-loop hybrid system with uncertain demand and return under supply disruption. *J. Clean. Prod.* 112, 2015–2028. <https://doi.org/10.1016/j.jclepro.2015.06.147>.
- Goltsos, T.E., Syntetos, A.A., van der Laan, E., 2019. Forecasting for remanufacturing: the effects of serialization. *J. Oper. Manag.* 65 (5), 447–467. <https://doi.org/10.1002/joom.1031>.
- Gönsch, J., 2014. Buying used products for remanufacturing: negotiating or posted pricing. *J. Bus. Econ.* 84 (5), 715–747. <https://doi.org/10.1007/s11573-014-0729-1>.
- Gönsch, J., 2015. A note on a model to evaluate acquisition price and quantity of used products for remanufacturing. *Int. J. Prod. Econ.* 169, 277–284. <https://doi.org/10.1016/j.ijpe.2015.07.013>.
- Gu, Q., Tagaras, G., 2014. Optimal collection and remanufacturing decisions in reverse supply chains with collectors imperfect sorting. *Int. J. Prod. Res.* 52 (17), 5155–5170. <https://doi.org/10.1080/00207543.2014.899720>.
- Gu, X., Jeromonachou, P., Zhou, L., Tseng, M.L., 2018a. Developing pricing strategy to optimise total profits in an electric vehicle battery closed loop supply chain. *J. Clean. Prod.* 203, 376–385. <https://doi.org/10.1016/j.jclepro.2018.08.209>.
- Gu, X., Jeromonachou, P., Zhou, L., Tseng, M.L., 2018b. Optimising quantity of manufacturing and remanufacturing in an electric vehicle battery closed-loop supply chain. *Ind. Manag. Data Syst.* 118 (1), 283–302. <https://doi.org/10.1108/IMDS-04-2017-0132>.
- Guo, S., Aydin, G., Souza, G.C., 2014. Dismantle or remanufacture. *Eur. J. Oper. Res.* 233 (3), 580–583. <https://doi.org/10.1016/j.ejor.2013.09.042>.
- Hahler, S., Fleischmann, M., 2013. The value of acquisition price differentiation in reverse logistics. *J. Bus. Econ.* 83 (1) <https://doi.org/10.1007/s11573-012-0641-5>.
- Hahler, S., Fleischmann, M., 2017. Strategic grading in the product acquisition process of a reverse supply chain. *Prod. Oper. Manag.* 26 (8), 1498–1511. <https://doi.org/10.1111/poms.12699>.
- Hart, K.P., Erica, 2020. The freight future of recycling. *Axios*. <https://www.axios.com/future-of-recycling-cost-issues-740c56ff-2154-45c0-90c9-2675780231ef.html>.
- Harzing, A.-W., Alakangas, S., 2016. Google scholar, Scopus and the web of science: a longitudinal and cross-disciplinary comparison. *Scientometrics* 106 (2), 787–804. <https://doi.org/10.1007/s11192-015-1798-9>.
- He, Y., 2015. Acquisition pricing and remanufacturing decisions in a closed-loop supply chain. *Int. J. Prod. Econ.* 163, 48–60. <https://doi.org/10.1016/j.ijpe.2015.02.002>, 5994.
- He, Y., 2017. Supply risk sharing in a closed-loop supply chain. *Int. J. Prod. Econ.* 183, 39–52. <https://doi.org/10.1016/j.ijpe.2016.10.012>.
- Heydari, J., Ghasemi, M., 2018. A revenue sharing contract for reverse supply chain coordination under stochastic quality of returned products and uncertain remanufacturing capacity. *J. Clean. Prod.* 197, 607–615. <https://doi.org/10.1016/j.jclepro.2018.06.206>.
- Heydari, J., Govindan, K., Jafari, A., 2017. Reverse and closed loop supply chain coordination by considering government role. *Transport. Res. Transport Environ.* 52, 379–398. <https://doi.org/10.1016/j.trd.2017.03.008>.
- Heydari, J., Govindan, K., Sadeghi, R., 2018. Reverse supply chain coordination under stochastic remanufacturing capacity. *Int. J. Prod. Econ.* 202, 1–11. <https://doi.org/10.1016/j.ijpe.2018.04.024>.
- Hong, Z., Zhang, H., 2019. Innovative crossed advertisement for remanufacturing with interactive production constraints. *J. Clean. Prod.* 216, 197–216. <https://doi.org/10.1016/j.jclepro.2019.01.071>.
- Hong, X., Zhang, H., Zhong, Q., Liu, L., 2016. Optimal decisions of a hybrid manufacturing - remanufacturing system within a closed-loop supply chain. *Eur. J. Ind. Eng.* 10 (1), 21–50. <https://doi.org/10.1504/EJIE.2016.075097>.
- Hong, X.P., Govindan, K., Xu, L., Du, P., 2017. Quantity and collection decisions in a closed-loop supply chain with technology licensing. *Eur. J. Oper. Res.* 256 (3), 820–829. <https://doi.org/10.1016/j.ejor.2016.06.051>.
- Hosoda, T., Disney, S.M., Zhou, L., 2021. The yield rate paradox in closed-loop supply chains. *Int. J. Prod. Econ.* 239, 108187 <https://doi.org/10.1016/j.ijpe.2021.108187>.
- Hosseini-Motlagh, S.M., Ebrahimi, S., Zirakpourdehkordi, R., 2020a. Coordination of dual-function acquisition price and corporate social responsibility in a sustainable closed-loop supply chain. *J. Clean. Prod.* 251 <https://doi.org/10.1016/j.jclepro.2019.119629>, 119629.
- Hosseini-Motlagh, S.M., Nematollahi, M., Ebrahimi, S., 2020b. Tri-party reverse supply chain coordination with competitive product acquisition process. *J. Oper. Res. Soc.* <https://doi.org/10.1080/01605682.2020.1824550>.
- Hosseini-Motlagh, S.M., Nematollahi, M., Johari, M., Choi, T.M., 2020c. Reverse supply chain systems coordination across multiple links with duopolistic third party collectors. *IEEE Transactions on Systems, Man, and Cybernetics: Systems* 50 (12), 4882–4893. <https://doi.org/10.1109/TSMC.2019.2911644>, 8705341.
- Huang, Y., Wang, Z., 2017. Closed-loop supply chain models with product take-back and hybrid remanufacturing under technology licensing. *J. Clean. Prod.* 142, 3917–3927. <https://doi.org/10.1016/j.jclepro.2016.10.065>.
- Iqbal, M.W., Kang, Y., 2021. Waste-to-energy supply chain management with energy feasibility condition. *J. Clean. Prod.* 291, 125231 <https://doi.org/10.1016/j.jclepro.2020.125231>.
- Jauhari, W.A., Pujawan, I.N., Suef, M., 2021. A closed-loop supply chain inventory model with stochastic demand, hybrid production, carbon emissions, and take-back incentives. *J. Clean. Prod.* 320, 128835 <https://doi.org/10.1016/j.jclepro.2021.128835>.
- Jena, S.K., Sarmah, S.P., 2014. Price competition and co-operation in a duopoly closed-loop supply chain. *Int. J. Prod. Econ.* 156, 346–360. <https://doi.org/10.1016/j.ijpe.2014.06.018>.
- Jena, S.K., Sarmah, S.P., 2015. Measurement of consumers' return intention index towards returning the used products. *J. Clean. Prod.* 108, 818–829. <https://doi.org/10.1016/j.jclepro.2015.05.115>.
- Jena, S.K., Sarmah, S.P., 2016. Future aspect of acquisition management in closed-loop supply chain. *Int. J. Sustain. Eng.* 9 (4), 266–276. <https://doi.org/10.1080/19397038.2016.1181120>.
- Lin, L., Zheng, B., Huang, S., 2021. Pricing and coordination in a reverse supply chain with online and offline recycling channels: a power perspective. *J. Clean. Prod.* 298, 126786 <https://doi.org/10.1016/j.jclepro.2021.126786>.
- Johnson, M.R., McCarthy, I.P., 2014. Product recovery decisions within the context of extended producer responsibility. *J. Eng. Technol. Manag.* 34, 9–28. <https://doi.org/10.1016/j.jengtecman.2013.11.002>.
- Kant Hvass, K., Pedersen, E.R.G., 2019. Toward circular economy of fashion: experiences from a brand's product take-back initiative. *J. Fash. Mark. Manag.: Int. J.* 23 (3), 345–365. <https://doi.org/10.1108/jfmm-04-2018-0059>.
- Khan, F., Ahmed, W., Najmi, A., 2019. Understanding consumers' behavior intentions towards dealing with the plastic waste: perspective of a developing country. *Resour. Conserv. Recycl.* 142, 49–58. <https://doi.org/10.1016/j.resconrec.2018.11.020>.
- Khara, B., Dey, J.K., Mondal, S.K., 2020. Sustainable recycling in an imperfect production system with acceptance quality level dependent development cost and demand. *Comput. Ind. Eng.* 142, 106300 <https://doi.org/10.1016/j.cie.2020.106300>.
- Khor, K.S., Udin, Z.M., Ramayah, T., Hazen, B.T., 2016. Reverse logistics in Malaysia: the Contingent role of institutional pressure. *Int. J. Prod. Econ.* 175, 96–108. <https://doi.org/10.1016/j.ijpe.2016.01.020>.
- Kirchherr, J., Reike, D., Hekkert, M., 2017. Conceptualizing the circular economy: an analysis of 114 definitions. *Resour. Conserv. Recycl.* 127, 221–232. <https://doi.org/10.1016/j.resconrec.2017.09.005>.
- Kleber, R., Neto, J.Q.F., Reimann, M., 2020a. Proprietary parts as a secondary market strategy. *Eur. J. Oper. Res.* 283 (3), 929–941. <https://doi.org/10.1016/j.ejor.2019.11.062>.
- Kleber, R., Reimann, M., Souza, G.C., Zhang, W.H., 2020b. Two-sided competition with vertical differentiation in both acquisition and sales in remanufacturing. *Eur. J. Oper. Res.* 284 (2), 572–587. <https://doi.org/10.1016/j.ejor.2020.01.012>.
- Krapp, M., Nebel, J., Sahamie, R., 2013. Forecasting product returns in closed-loop supply chains. *Int. J. Phys. Distrib. Logist. Manag.* 43 (8), 614–637. <https://doi.org/10.1108/Ijpdm-03-2012-0078>.
- Kwak, M., Kim, H., 2015. Design for life-cycle profit with simultaneous consideration of initial manufacturing and end-of-life remanufacturing. *Eng. Optim.* 47 (1), 18–35. <https://doi.org/10.1080/0305215X.2013.868450>.
- Lechner, G., Reimann, M., 2020. Integrated decision-making in reverse logistics: an optimisation of interacting acquisition, grading and disposition processes. *Int. J. Prod. Res.* 58 (19), 5786–5805. <https://doi.org/10.1080/00207543.2019.1659518>.
- Li, X., Li, Y., Govindan, K., 2014. An incentive model for closed-loop supply chain under the EPR law. *J. Oper. Res. Soc.* 65 (1), 88–96. <https://doi.org/10.1057/jors.2012.179>.
- Li, C., Feng, L., Luo, S., 2019. Strategic introduction of an online recycling channel in the reverse supply chain with a random demand. *J. Clean. Prod.* 236, 117683 <https://doi.org/10.1016/j.jclepro.2019.117683>.
- Li, Y., Feng, L., Govindan, K., Xu, F., 2019. Effects of a secondary market on original equipment manufacturers' pricing, trade-in remanufacturing, and entry decisions. *Eur. J. Oper. Res.* 279 (3), 751–766. <https://doi.org/10.1016/j.ejor.2019.03.039>.
- Li, B., Wang, Y., Wang, Z., 2021. Managing a closed-loop supply chain with take-back legislation and consumer preference for green design. *J. Clean. Prod.* 282, 124481 <https://doi.org/10.1016/j.jclepro.2020.124481>.
- Liao, H., Li, L., 2021. Environmental sustainability EOQ model for closed-loop supply chain under market uncertainty: a case study of printer remanufacturing. *Comput. Ind. Eng.* 151, 106525 <https://doi.org/10.1016/j.cie.2020.106525>.
- Liao, H., Shen, N., Wang, Y., 2020. Design and realisation of an efficient environmental assessment method for 3R systems: a case study on engine remanufacturing. *Int. J. Prod. Res.* 58 (19), 5980–6003. <https://doi.org/10.1080/00207543.2019.1662132>.
- Liao, H., Zhang, Q., Shen, N., Nie, Y., Li, L., 2021. Coordination between forward and reverse production streams for maximum profitability. *Omega (United Kingdom)* 104, 102454. <https://doi.org/10.1016/j.omega.2021.102454>.

- Lima, De, F. A., Seuring, S., Sauer, P.C., 2021. A systematic literature review exploring uncertainty management and sustainability outcomes in circular supply chains. *Int. J. Prod. Res.* 1–34. <https://doi.org/10.1080/00207543.2021.1976859>.
- Liu, H., Lei, M., Deng, H., Keong Leong, G., Huang, T., 2016. A dual channel, quality-based price competition model for the WEEE recycling market with government subsidy. *Omega (United Kingdom)* 59, 290–302. <https://doi.org/10.1016/j.omega.2015.07.002>.
- Liu, L.W., Wang, Z.J., Xu, L., Hong, X.P., Govindan, K., 2017. Collection effort and reverse channel choices in a closed-loop supply chain. *J. Clean. Prod.* 144, 492–500. <https://doi.org/10.1016/j.jclepro.2016.12.126>.
- Liu, W., Qin, D., Shen, N., Zhang, J., Jin, M., Xie, N., Chen, J., Chang, X., 2020. Optimal pricing for a multi-echelon closed loop supply chain with different power structures and product dual differences. *J. Clean. Prod.* 257, 120281 <https://doi.org/10.1016/j.jclepro.2020.120281>.
- Loomba, A.P.S., Nakashima, K., 2012. Enhancing value in reverse supply chains by sorting before product recovery. *Prod. Plann. Control* 23 (2–3), 205–215. <https://doi.org/10.1080/09537287.2011.591652>.
- Mace, M., 2020. Lifecycle approach required: government's plastics policies could triple UK packaging emissions. *Edie*. <https://www.edie.net/lifecycle-approach-require-d-governments-plastics-policies-could-triple-uk-packaging-emissions/>.
- Mahapatra, S., Pal, R., Narasimhan, R., 2012. Hybrid (re)manufacturing: manufacturing and operational implications. *Int. J. Prod. Res.* 50 (14), 3786–3808. <https://doi.org/10.1080/00207543.2011.588615>.
- MahmoudGonbadi, A., Genovese, A., Sgalambro, A., 2021. Closed-loop supply chain design for the transition towards a circular economy: a systematic literature review of methods, applications and current gaps. *J. Clean. Prod.* 323, 129101 <https://doi.org/10.1016/j.jclepro.2021.129101>.
- Masoudipour, E., Amirian, H., Sahraei, R., 2017. A novel closed-loop supply chain based on the quality of returned products. *J. Clean. Prod.* 151, 344–355. <https://doi.org/10.1016/j.jclepro.2017.03.067>.
- Matsui, K., 2021. Optimal timing of acquisition price announcement for used products in a dual-recycling channel reverse supply chain. *Eur. J. Oper. Res.* <https://doi.org/10.1016/j.ejor.2021.08.010>.
- Meng, K., Lou, P., Peng, X., Prybutok, V., 2016a. A hybrid approach for performance evaluation and optimized selection of recoverable end-of-life products in the reverse supply chain. *Comput. Ind. Eng.* 98, 171–184. <https://doi.org/10.1016/j.cie.2016.05.025>.
- Meng, K., Lou, P., Peng, X., Prybutok, V., 2016b. An improved co-evolutionary algorithm for green manufacturing by integration of recovery option selection and disassembly planning for end-of-life products. *Int. J. Prod. Res.* 54 (18), 5567–5593. <https://doi.org/10.1080/00207543.2016.1176263>.
- Meng, K., Lou, P., Peng, X., Prybutok, V., 2017. Multi-objective optimization decision-making of quality dependent product recovery for sustainability. *Int. J. Prod. Econ.* 188, 72–85. <https://doi.org/10.1016/j.ijpe.2017.03.017>.
- Method bins, 2020. Recycling + contamination. *Method*. <https://methodrecycling.com/nz/journal/recycling-contamination>.
- Minner, S., Kiesmüller, G.P., 2012. Dynamic product acquisition in closed loop supply chains. *Int. J. Prod. Res.* 50 (11), 2836–2851. <https://doi.org/10.1080/00207543.2010.539280>.
- Mishra, N., Kumar, V., Chan, F.T.S., 2012. A multi-agent architecture for reverse logistics in a green supply chain. *Int. J. Prod. Res.* 50 (9), 2396–2406. <https://doi.org/10.1080/00207543.2011.581003>.
- Morsetto, P., 2020. Targets for a circular economy. *Resour. Conserv. Recycl.* 153, 104553 <https://doi.org/10.1016/j.resconrec.2019.104553>.
- Mutha, A., Bansal, S., Guide, V.D.R., 2016. Managing demand uncertainty through core acquisition in remanufacturing. *Prod. Oper. Manag.* 25 (8), 1449–1464. <https://doi.org/10.1111/poms.12554>.
- Narayana, S.A., Pati, R.K., Padhi, S.S., 2019. Market dynamics and reverse logistics for sustainability in the Indian Pharmaceuticals industry. *J. Clean. Prod.* 208, 968–987. <https://doi.org/10.1016/j.jclepro.2018.10.171>.
- Nenes, G., Nikolaidis, Y., 2012. A multi-period model for managing used product returns. *Int. J. Prod. Res.* 50 (5), 1360–1376. <https://doi.org/10.1080/00207543.2011.609650>.
- Ondemir, O., Gupta, S.M., 2014. Quality management in product recovery using the Internet of Things: an optimization approach. *Comput. Ind.* 65 (3), 491–504. <https://doi.org/10.1016/j.compind.2013.11.006>.
- Panagiotidou, S., Nenes, G., Zikopoulos, C., 2013. Optimal procurement and sampling decisions under stochastic yield of returns in reverse supply chains. *Spectrum* 35 (1), 1–32. <https://doi.org/10.1007/s00291-010-0234-z>.
- Panagiotidou, S., Nenes, G., Zikopoulos, C., Tagaras, G., 2017. Joint optimization of manufacturing/remanufacturing lot sizes under imperfect information on returns quality. *Eur. J. Oper. Res.* 258 (2), 537–551. <https://doi.org/10.1016/j.ejor.2016.08.044>.
- Parajuly, K., Fitzpatrick, C., Muldoon, O., Kuehr, R., 2020. Behavioral change for the circular economy: a review with focus on electronic waste management in the EU. *Resour. Conserv. Recycl.* X 6, 100035. <https://doi.org/10.1016/j.rerx.2020.100035>.
- Pokharel, S., Liang, Y., 2012. A model to evaluate acquisition price and quantity of used products for remanufacturing. *Int. J. Prod. Econ.* 138 (1), 170–176. <https://doi.org/10.1016/j.ijpe.2012.03.019>.
- Ponte, B., Naim, M.M., Syntetos, A.A., 2019. The value of regulating returns for enhancing the dynamic behaviour of hybrid manufacturing-remanufacturing systems. *Eur. J. Oper. Res.* 278 (2), 629–645. <https://doi.org/10.1016/j.ejor.2019.04.019>.
- Ponte, B., Framinan, J.M., Cannella, S., Dominguez, R., 2020. Quantifying the Bullwhip Effect in closed-loop supply chains: the interplay of information transparencies, return rates, and lead times. *Int. J. Prod. Econ.* 230, 107798 <https://doi.org/10.1016/j.ijpe.2020.107798>.
- Ponte, B., Cannella, S., Dominguez, R., Naim, M.M., Syntetos, A.A., 2021. Quality grading of returns and the dynamics of remanufacturing. *Int. J. Prod. Econ.* 236, 108129 <https://doi.org/10.1016/j.ijpe.2021.108129>.
- Pournader, M., Sauer, P.C., Fahimnia, B., Seuring, S., 2021. Behavioral studies in sustainable supply chain management. *Int. J. Prod. Econ.* 243, 108344 <https://doi.org/10.1016/j.ijpe.2021.108344>.
- Rizova, M.I., Wong, T.C., Ijomah, W., 2020. A systematic review of decision-making in remanufacturing. *Comput. Ind. Eng.* 147, 106681 <https://doi.org/10.1016/j.cie.2020.106681>.
- Robotis, A., Boyaci, T., Verter, V., 2012. Investing in reusability of products of uncertain remanufacturing cost: the role of inspection capabilities. *Int. J. Prod. Econ.* 140 (1), 385–395. <https://doi.org/10.1016/j.ijpe.2012.04.017>.
- Sarkar, S., Bhala, S., 2021. Coordinating a closed loop supply chain with fairness concern by a constant wholesale price contract. *Eur. J. Oper. Res.* 295 (1), 140–156. <https://doi.org/10.1016/j.ejor.2021.02.052>.
- Seuring, S., Gold, S., 2012. Conducting content-analysis based literature reviews in supply chain management. *Supply Chain Manag.: Int. J.* 17 (5), 544–555. <https://doi.org/10.1108/13598541211258609>.
- Seuring, S., Müller, M., 2008. From a literature review to a conceptual framework for sustainable supply chain management. *J. Clean. Prod.* 16 (15), 1699–1710. <https://doi.org/10.1016/j.jclepro.2008.04.020>.
- Seuring, S., Yawar, S.A., Land, A., Khalid, R.U., Sauer, P.C., 2021. The application of theory in literature reviews – illustrated with examples from supply chain management. *Int. J. Oper. Prod. Manag.* 41 (1), 1–20. <https://doi.org/10.1108/ijopm-04-2020-0247>.
- Shaharudin, M.R., Tan, K.C., Kannan, V., Zailani, S., 2019. The mediating effects of product returns on the relationship between green capabilities and closed-loop supply chain adoption. *J. Clean. Prod.* 211, 233–246. <https://doi.org/10.1016/j.jclepro.2018.11.035>.
- Simpson, D., Power, D., Riach, K., Tsarenko, Y., 2019. Consumer motivation for product disposal and its role in acquiring products for reuse. *J. Oper. Manag.* 65 (7), 612–635. <https://doi.org/10.1002/joom.1049>.
- Sitcharangse, S., Ijomah, W., Wong, T.C., 2019. Decision makings in key remanufacturing activities to optimise remanufacturing outcomes: a review. *J. Clean. Prod.* 232, 1465–1481. <https://doi.org/10.1016/j.jclepro.2019.05.204>.
- Taleizadeh, A.A., Sadeghi, R., 2019. Pricing strategies in the competitive reverse supply chains with traditional and e-channels: a game theoretic approach. *Int. J. Prod. Econ.* 215, 48–60. <https://doi.org/10.1016/j.ijpe.2018.06.011>.
- Taleizadeh, A.A., Haghghi, F., Niaki, S.T.A., 2019. Modeling and solving a sustainable closed loop supply chain problem with pricing decisions and discounts on returned products. *J. Clean. Prod.* 207, 163–181. <https://doi.org/10.1016/j.jclepro.2018.09.198>.
- Tian, G., Liu, X., Zhang, M., Yang, Y., Zhang, H., Lin, Y., Ma, F., Wang, X., Qu, T., Li, Z., 2019. Selection of take-back pattern of vehicle reverse logistics in China via Grey-DEMATEL and Fuzzy-VIKOR combined method. *J. Clean. Prod.* 220, 1088–1100. <https://doi.org/10.1016/j.jclepro.2019.01.086>.
- Tozanlı, O., Kongar, E., Gupta, S.M., 2020. Trade-in-to-upgrade as a marketing strategy in disassembly-to-order systems at the edge of blockchain technology. *Int. J. Prod. Res.* 58 (23), 7183–7200. <https://doi.org/10.1080/00207543.2020.1712489>.
- Tranfield, D., Denyer, D., Smart, P., 2003. Towards a methodology for developing evidence-informed management knowledge by means of systematic review. *Br. J. Manag.* 14 (3), 207–222. <https://doi.org/10.1111/1467-8551.00375>.
- Tsilivianis, C.A., 2018. Markov chain modeling and forecasting of product returns in remanufacturing based on stock mean-age. *Eur. J. Oper. Res.* 271 (2), 474–489. <https://doi.org/10.1016/j.ejor.2018.05.026>.
- van Loon, P., Van Wassenhove, L.N., 2018. Assessing the economic and environmental impact of remanufacturing: a decision support tool for OEM suppliers. *Int. J. Prod. Res.* 56 (4), 1662–1674. <https://doi.org/10.1080/00207543.2017.1367107>.
- Vezzoli, C., Ceschin, F., Diehl, J.C., Kohtala, C., 2015. New design challenges to widely implement 'sustainable product-service systems'. *J. Clean. Prod.* 97, 1–12. <https://doi.org/10.1016/j.jclepro.2015.02.061>.
- Wang, W.B., Zhang, Y., Zhang, K., Bai, T., Shang, J., 2015. Reward-penalty mechanism for closed-loop supply chains under responsibility-sharing and different power structures. *Int. J. Prod. Econ.* 170, 178–190. <https://doi.org/10.1016/j.ijpe.2015.09.003>.
- Wang, W., Wang, Y., Mo, D., Tseng, M.M., 2017. Managing component reuse in remanufacturing under product diffusion dynamics. *Int. J. Prod. Econ.* 183, 551–560. <https://doi.org/10.1016/j.ijpe.2016.06.010>.
- Wang, W.B., Fan, L.L., Ma, P., Zhang, P., Lu, Z.Y., 2017. Reward-penalty mechanism in a closed-loop supply chain with sequential manufacturers' price competition. *J. Clean. Prod.* 168, 118–130. <https://doi.org/10.1016/j.jclepro.2017.08.104>.
- Wang, Y., Wang, Z., Li, B., Liu, Z., Zhu, X., Wang, Q., 2019. Closed-loop supply chain models with product recovery and donation. *J. Clean. Prod.* 227, 861–876. <https://doi.org/10.1016/j.jclepro.2019.04.236>.
- Wei, J., Govindan, K., Li, Y.J., Zhao, J., 2015. Pricing and collecting decisions in a closed-loop supply chain with symmetric and asymmetric information. *Comput. Oper. Res.* 54, 257–265. <https://doi.org/10.1016/j.cor.2013.11.021>.
- Wei, S., Tang, O., Sundin, E., 2015. Core (product) acquisition management for remanufacturing: a review. *Journal of remanufacturing*, 5(1), article 4. <https://doi.org/10.1186/s13243-015-0014-7>.
- Wei, J., Chen, W.Y., Liu, G.X., 2021. How manufacturer's integration strategies affect closed-loop supply chain performance. *Int. J. Prod. Res.* <https://doi.org/10.1080/00207543.2020.1762016>.

- Whalen, K.A., Milios, L., Nussholz, J., 2018. Bridging the gap: barriers and potential for scaling reuse practices in the Swedish ICT sector. *Resour. Conserv. Recycl.* 135, 123–131. <https://doi.org/10.1016/j.resconrec.2017.07.029>.
- Wu, C.H., 2015. Strategic and operational decisions under sales competition and collection competition for end-of-use products in remanufacturing. *Int. J. Prod. Econ.* 169, 11–20. <https://doi.org/10.1016/j.ijpe.2015.07.020>.
- Wu, C.H., Wu, H.H., 2016. Competitive remanufacturing strategy and take-back decision with OEM remanufacturing. *Comput. Ind. Eng.* 98, 149–163. <https://doi.org/10.1016/j.cie.2016.05.033>.
- Wu, W., Zhang, Q., Liang, Z., 2020. Environmentally responsible closed-loop supply chain models for joint environmental responsibility investment, recycling and pricing decisions. *J. Clean. Prod.* 259, 120776 <https://doi.org/10.1016/j.jclepro.2020.120776>.
- Xie, J., Li, Z.J., Yao, Y., Liang, L., 2015. Dynamic acquisition pricing policy under uncertain remanufactured-product demand. *Ind. Manag. Data Syst.* 115 (3), 521–540. <https://doi.org/10.1108/IMDS-11-2014-0333>.
- Xie, J., Zhang, W., Liang, L., Xia, Y., Yin, J., Yang, G., 2018. The revenue and cost sharing contract of pricing and servicing policies in a dual-channel closed-loop supply chain. *J. Clean. Prod.* 191, 361–383. <https://doi.org/10.1016/j.jclepro.2018.04.223>.
- Xintong, C., Bangyi, L., Zonghuo, L., Goh, M., Shanting, W., 2021. Take-back regulation policy on closed loop supply chains: single or double targets? *Journal of Cleaner Production*, 283, Article 124576. <https://doi.org/10.1016/j.jclepro.2020.124576>.
- Xu, X., Li, Y., Cai, X., 2012. Optimal policies in hybrid manufacturing/remanufacturing systems with random price-sensitive product returns. *Int. J. Prod. Res.* 50 (23), 6978–6998. <https://doi.org/10.1080/00207543.2011.640956>.
- Xu, F., Li, Y., Feng, L., 2019. The influence of big data system for used product management on manufacturing–remanufacturing operations. *J. Clean. Prod.* 209, 782–794. <https://doi.org/10.1016/j.jclepro.2018.10.240>.
- Zhang, Y., Hong, Z., Chen, Z., Glock, C.H., 2020. Tax or subsidy? Design and selection of regulatory policies for remanufacturing. *Eur. J. Oper. Res.* 287 (3), 885–900. <https://doi.org/10.1016/j.ejor.2020.05.023>.
- Zhang, A., Wang, J.X., Farooque, M., Wang, Y., Choi, T.-M., 2021. Multi-dimensional circular supply chain management: a comparative review of the state-of-the-art practices and research. *Transport. Res. E Logist. Transport. Rev.* 155, 102509 <https://doi.org/10.1016/j.tre.2021.102509>.
- Zhang, C., Lyu, R., Li, Z., MacMillen, S.J., 2021. Who should lead raw materials collection considering regulatory pressure and technological innovation? *Journal of Cleaner Production*, 298, Article 126762. <https://doi.org/10.1016/j.jclepro.2021.126762>.
- Zhao, J., Wei, J., Li, M., 2017. Collecting channel choice and optimal decisions on pricing and collecting in a remanufacturing supply chain. *J. Clean. Prod.* 167, 530–544. <https://doi.org/10.1016/j.jclepro.2017.07.254>.
- Zheng, T., Wang, B., Rajaeifar, M.A., Heidrich, O., Zheng, J., Liang, Y., Zhang, H., 2020. How government policies can make waste cooking oil-to-biodiesel supply chains more efficient and sustainable. *J. Clean. Prod.* 263, 121494 <https://doi.org/10.1016/j.jclepro.2020.121494>.
- Zheng, B., Huang, S., Jin, L., 2021. The bright side of online recycling: perspectives of customer's channel preference and competition. *Electron. Commer. Res. Appl.* 50, 101102 <https://doi.org/10.1016/j.elerap.2021.101102>.
- Zhu, X.X., Wang, M.M., Chen, G.F., Chen, X.S., 2016. The effect of implementing trade-in strategy on duopoly competition. *Eur. J. Oper. Res.* 248 (3), 856–868. <https://doi.org/10.1016/j.ejor.2015.07.053>.
- Zikopoulos, C., 2017. Remanufacturing lotsizing with stochastic lead-time resulting from stochastic quality of returns. *Int. J. Prod. Res.* 55 (6), 1565–1587. <https://doi.org/10.1080/00207543.2016.1150616>.
- Zikopoulos, C., Tagaras, G., 2015. Reverse supply chains: effects of collection network and returns classification on profitability. *Eur. J. Oper. Res.* 246 (2), 435–449. <https://doi.org/10.1016/j.ejor.2015.04.051>.